

Colonial Heights
City Council Special Meeting
October 20, 2020

Colonial Heights City Council Meeting

October 20, 2020



- 1. Call to Order**
- 2. Roll Call**
- 3. Declarations of Personal Interest**

Colonial Heights City Council Meeting October 20, 2020



4. Special Meeting On The Following Items:

A. Presentation Of the Quarterly Financial Report

Presentation of the Quarterly Financial Report for the first quarter of Fiscal Year 2020-2021.

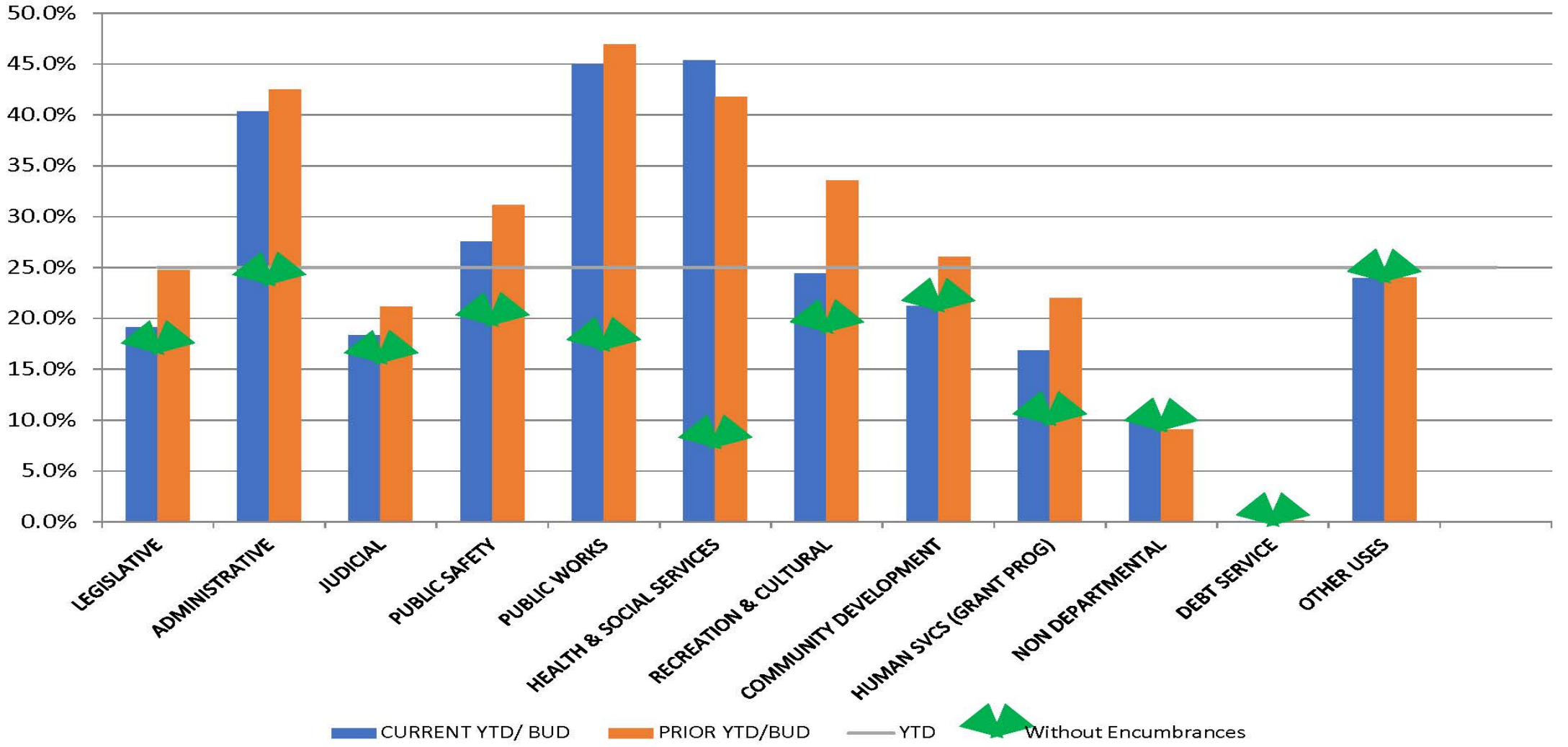
City of Colonial Heights
Quarterly Financial Report
Revenue Collections FY2020-21 Through 9/30/20

FUND	1ST SUB	----- TITLE -----	BUDGET	SEPTEMBER RECEIPTS	YEAR TO DATE RECEIPTS	AVAILABLE BALANCE	CURRENT YTD/ BUD	PRIOR YTD/ BUD
10	4100	GENERAL PROPERTY TAXES	25,036,661	65,255	255,208	24,781,453	1.02%	1.03%
10	4200	OTHER LOCAL TAXES	19,720,112	1,539,649	2,271,328	17,448,784	11.52%	12.98%
10	4300	LICENSE PERMITS & FEES	4,005,832	47,336	362,794	3,643,038	9.06%	4.67%
10	4400	FINES & FORFEITURES	361,843	15,810	36,697	325,146	10.14%	14.29%
10	4500	USE OF MONEY & PROPERTY	167,200	11,658	35,918	131,282	21.48%	29.89%
10	4600	INTERGOVERNMENTAL REVENUE	7,886,313	906,548	1,252,779	6,633,534	15.89%	16.90%
10	4700	CHARGES-CURRENT SERVICES	2,533,100	86,390	241,042	2,292,058	9.52%	14.00%
10	4800	MISCELLANEOUS	1,246,527	13,570	32,979	1,213,548	2.65%	1.13%
10	4900	NON-OPERATING INCOME	1,714,942	-	-	1,714,942	0.00%	0.00%
GENERAL FUND TOTAL			62,672,530	2,686,216	4,488,744	58,183,786	7.16%	7.78%
25	4600	INTERGOVERNMENTAL REVENUE	-	-	400,000	(400,000)	N/A	N/A
25	4900	NON-OPERATING INCOME	32,780	-	-	32,780	0.00%	0.00%
30	4600	INTERGOVERNMENTAL REVENUE	512,237	-	2,615,246	(2,103,009)	510.55%	N/A
30	4900	NON-OPERATING INCOME	13,735	-	-	13,735	0.00%	N/A
40	4700	CHARGES-CURRENT SERVICES	161,300	609	5,438	155,862	3.37%	29.10%
40	4800	MISCELLANEOUS	-	476	661	(661)	N/A	4.86%
40	4900	NON-OPERATING INCOME	9,000	-	-	9,000	0.00%	N/A
60	4500	USE OF MONEY & PROPERTY	-	1,700	5,713	(5,713)	N/A	N/A
60	4600	INTERGOVERNMENTAL REVENUE	8,657,630	1,157,655	1,157,655	7,499,975	13.37%	13.80%
60	4800	MISCELLANEOUS	2,019,856	-	-	2,019,856	0.00%	0.00%
60	4900	NON-OPERATING INCOME	7,774,371	-	-	7,774,371	0.00%	0.00%
75	4700	CHARGES-CURRENT SERVICES	719,500	-	51,259	668,241	7.12%	18.05%
75	4900	NON-OPERATING INCOME	398,689	-	-	398,689	0.00%	N/A
80	4700	CHARGES-CURRENT SERVICES	5,192,565	5,000	424,277	4,768,288	8.17%	17.26%
80	4900	NON-OPERATING INCOME	78,139	335	1,641	76,499	2.10%	0.67%
TOTAL, ALL REVENUE			88,242,333	3,851,991	9,150,633	79,091,699	10.37%	8.19%

City of Colonial Heights
Quarterly Financial Report
Expenditures FY2020-21 Through 9/30/20

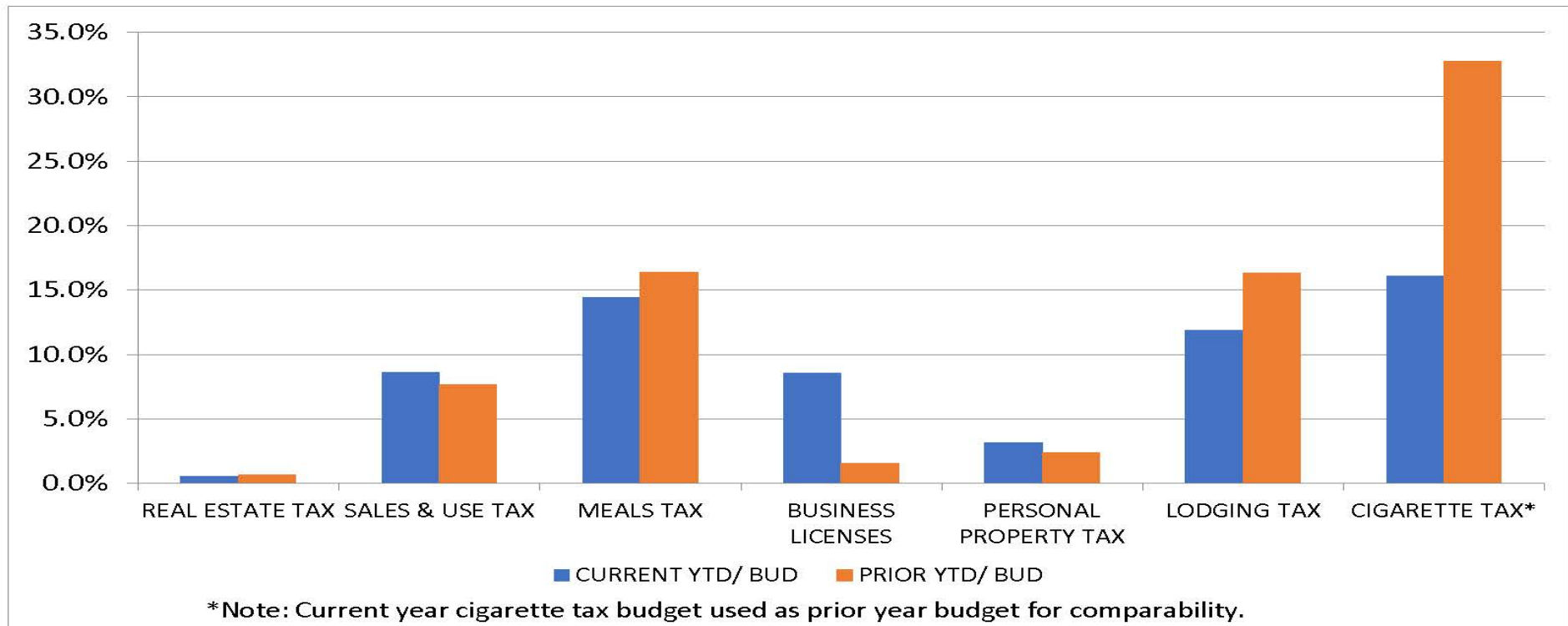
FUND	DIV	----- TITLE -----	BUDGET	SEPTEMBER EXPEND	ENCUMB OUTSTANDING	YEAR TO DATE EXP	AVAILABLE BALANCE	CURRENT YTD/ BUD	PRIOR YTD/BUD
10	101	LEGISLATIVE	225,121	13,140	4,970	38,051	182,100	19.1%	24.8%
10	105	ADMINISTRATIVE	4,738,798	467,666	789,168	1,120,700	2,828,930	40.3%	42.4%
10	135	JUDICIAL	5,899,562	372,281	139,259	940,730	4,819,572	18.3%	21.2%
10	140	PUBLIC SAFETY	12,674,323	647,960	992,401	2,493,523	9,188,398	27.5%	31.1%
10	145	PUBLIC WORKS	5,647,747	514,829	1,566,845	973,141	3,107,761	45.0%	46.9%
10	150	HEALTH & SOCIAL SERVICES	1,352,466	59,080	510,046	103,260	739,160	45.3%	41.8%
10	160	RECREATION & CULTURAL	2,754,871	174,296	150,214	522,906	2,081,751	24.4%	33.5%
10	175	COMMUNITY DEVELOPMENT	599,461	45,042	753	126,342	472,366	21.2%	26.0%
10	180	HUMAN SVCS (GRANT PROG)	482,178	16,783	33,409	47,873	400,896	16.9%	22.0%
10	190	NON DEPARTMENTAL	1,236,655	8,561	8,604	115,065	1,112,986	10.0%	9.1%
10	195	DEBT SERVICE	3,582,288	-	-	-	3,582,288	0.0%	0.1%
10	200	OTHER USES	23,479,060	1,872,963	-	5,618,889	17,860,171	23.9%	24.0%
GENERAL FUND TOTAL			62,672,530	4,192,601	4,195,670	12,100,480	46,376,380	26.00%	27.74%
25	250	ECONOMIC DEV. AUTHORITY	32,780	112,500	-	325,000	(292,220)	991.5%	17.6%
30	300	EMERGENCY RESPONSE FUND	525,972	516,527	454,387	871,131	(799,546)	252.0%	
40	420	RECREATION ACTIVITIES	170,300	2,148	1,653	15,864	152,783	10.3%	64.1%
60	601	GENERAL GOVERNMENT	6,323,357	30,544	4,368,939	53,711	1,900,707	69.9%	78.8%
60	610	RECREATIONAL FACILITIES	953,093	1,342	158,550	1,342	793,202	16.8%	13.3%
60	615	EDUCATIONAL FACILITIES	320,257	-	-	-	-	0.0%	100.0%
60	620	STREETS & BRIDGES	7,580,582	164,838	1,100,771	476,132	6,003,679	20.8%	40.0%
60	630	UTILITY IMPROVEMENT	2,299,750	53,333	1,296,096	53,333	950,321	58.7%	3.2%
60	650	STORMWATER PROJECTS	974,818	-	-	-	974,818	0.0%	0.0%
75	750	STORM WATER	1,118,189	22,910	29,970	135,057	953,162	14.8%	10.9%
80	810	UTILITIES	5,755,020	458,736	2,445,917	1,187,363	2,121,740	63.1%	48.6%
TOTAL, ALL EXPENDITURES			88,726,649	1,362,878	9,856,283	3,118,933	12,758,646	14.6%	45.4%

City of Colonial Heights
Quarterly Financial Report
Expenditures as Percent of Budget
FY2020-21 Through 9/30/20



City of Colonial Heights
Quarterly Financial Report
Top Six Revenues Through 9/30/20
(including Cigarette Taxes)

FD	ACCT	----- TITLE -----	FY20 ACTUAL	FY 21 BUDGET	SEPTEMBER RECEIPTS	YEAR TO DATE RECEIPTS	AVAILABLE BALANCE	CURRENT YTD/ BUD	PRIOR YTD/ BUD
10	4101	REAL ESTATE TAX	20,090,027	20,919,203	(2,213)	113,895	20,805,308	0.5%	0.7%
10	4203	SALES & USE TAX	7,809,472	8,061,260	696,003	696,003	7,365,257	8.6%	7.7%
10	4205	MEALS TAX	6,906,975	7,285,359	584,921	1,050,140	6,235,219	14.4%	16.4%
10	4301	BUSINESS LICENSES	2,929,460	3,179,917	27,487	272,388	2,907,529	8.6%	1.6%
10	4112	PERSONAL PROPERTY TAX	2,696,078	3,050,246	58,625	96,471	2,953,775	3.2%	2.4%
10	4207	LODGING TAX	962,871	1,279,296	82,196	152,186	1,127,110	11.9%	16.4%
10	4209	CIGARETTE TAX*	840,442	862,843	22,052	139,176	723,667	16.1%	32.8%



City of Colonial Heights
Quarterly Financial Report
Cash and Investments as of 9/30/20

Truist Checking		\$ 1,543,567.97
Truist EDA		217,221.62
Truist EMS Deposit		145,924.79
LGIP		9,756,696.44
SNAP		6,895,316.93
2016 GO Bonds	4,549,149.82	
2018 Bond Proceeds	2,346,167.11	
Total Cash and Investments		<u><u>\$ 18,558,727.75</u></u>

Colonial Heights City Council Meeting October 20, 2020



4. Special Meeting On The Following Items:

B. Request For Pay Plan Amendment – Financial Systems Analyst

Colonial Heights City Council Meeting October 20, 2020



4. Special Meeting On The Following Items:

C. COVID-19 Grant Funding Update

Colonial Heights City Council Meeting October 20, 2020



4. Special Meeting On The Following Items:

D. Discussion Regarding Congestion Mitigation And Air Quality (CMAQ) Funding Applications And Hazard Mitigation Grant Application

Conduit Road Project



- Reconstruct roadway, sidewalks and bike lanes, signal improvements at West Roslyn Road, new signal at Westover Ave (0.70 miles)
- Estimate: \$3.6 Million

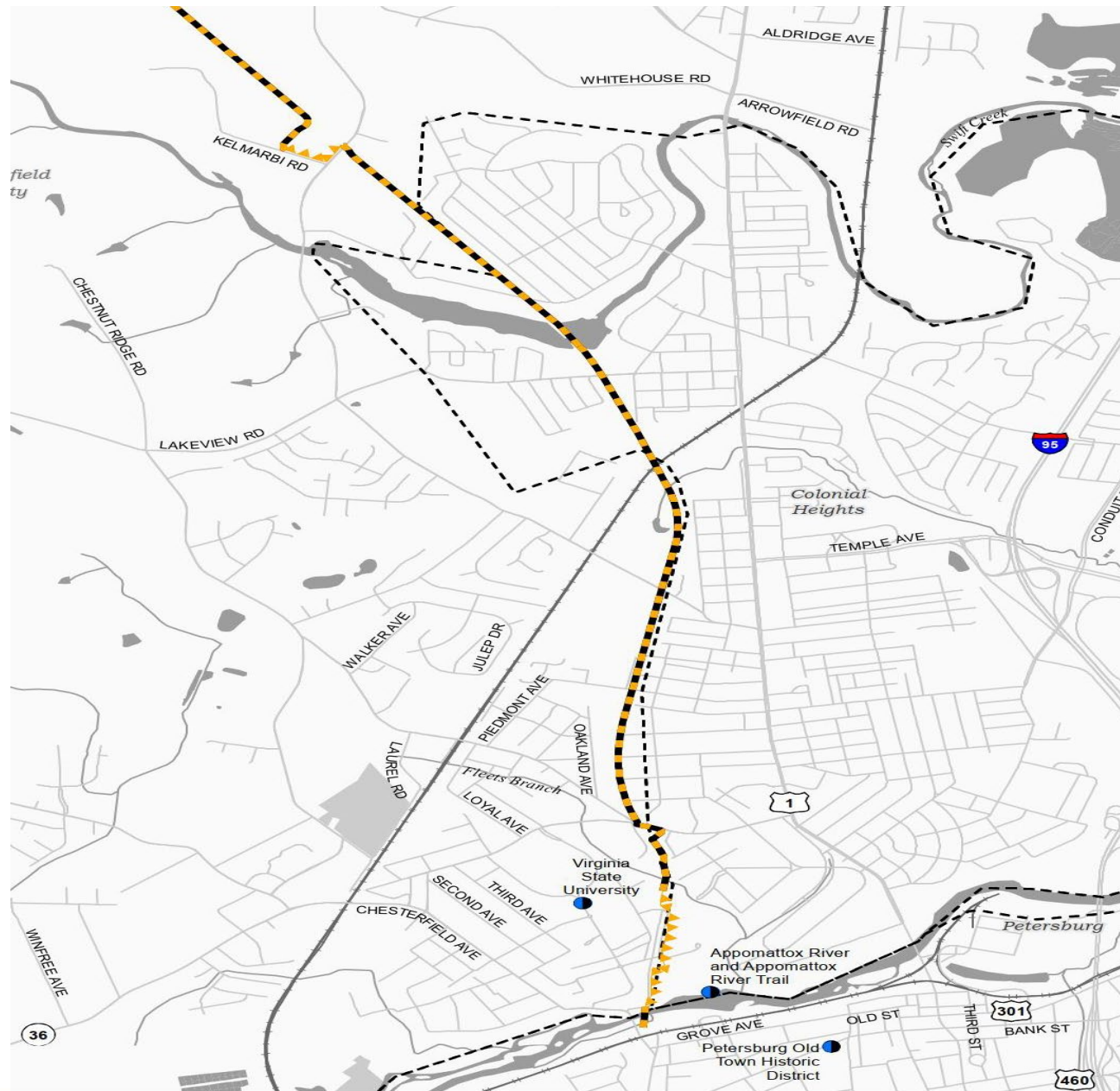
Continuation of Lakeview Ave



- Reconstruct roadway and install new center lane, new buffer strips and sidewalks, improved storm drainage, utilities and street lighting
- Estimate: \$3.0 Million

Fall Line Trail – Proposed Chesterfield Section





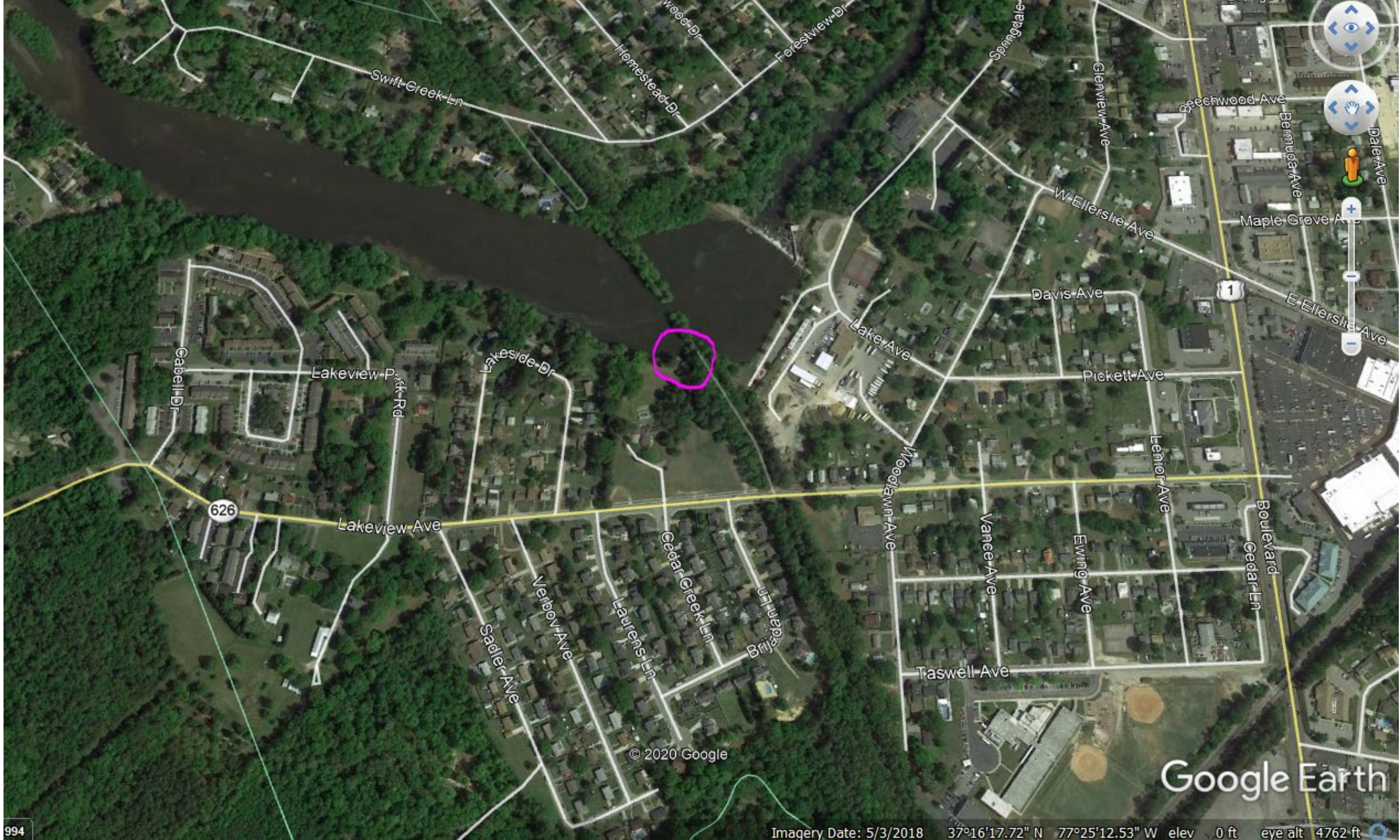
The City of
Colonial Heights, Virginia

Department of Public Works

Potential Hazard Mitigation Project

610 Lakeview Avenue

- Owned by current owner since 2010
- Structure appears to be located in floodway (need survey for confirmation).
- Structure located in the Resource Protection Area of the Chesapeake Bay Preservation Area.





© 2020 Google

Google Earth

1994

Imagery Date: 5/3/2018 37°16'13.26" N 77°25'10.44" W elev 0 ft eye alt 637 ft



Water
Mark

Colonial Heights City Council Meeting October 20, 2020



4. Special Meeting On The Following Items:

E. Economic Development Update

Economic Development/Tourism Update

**Colonial Heights City Council Worksession
October 20, 2020**

EDA Small Business Grant

- **Review Committee:**
 - **Pam Comstock – Economic Development Authority**
 - **Amanda Perez – Economic Development Specialist**
 - **Karen Epps – Economic Development Administrator**

Update Summary

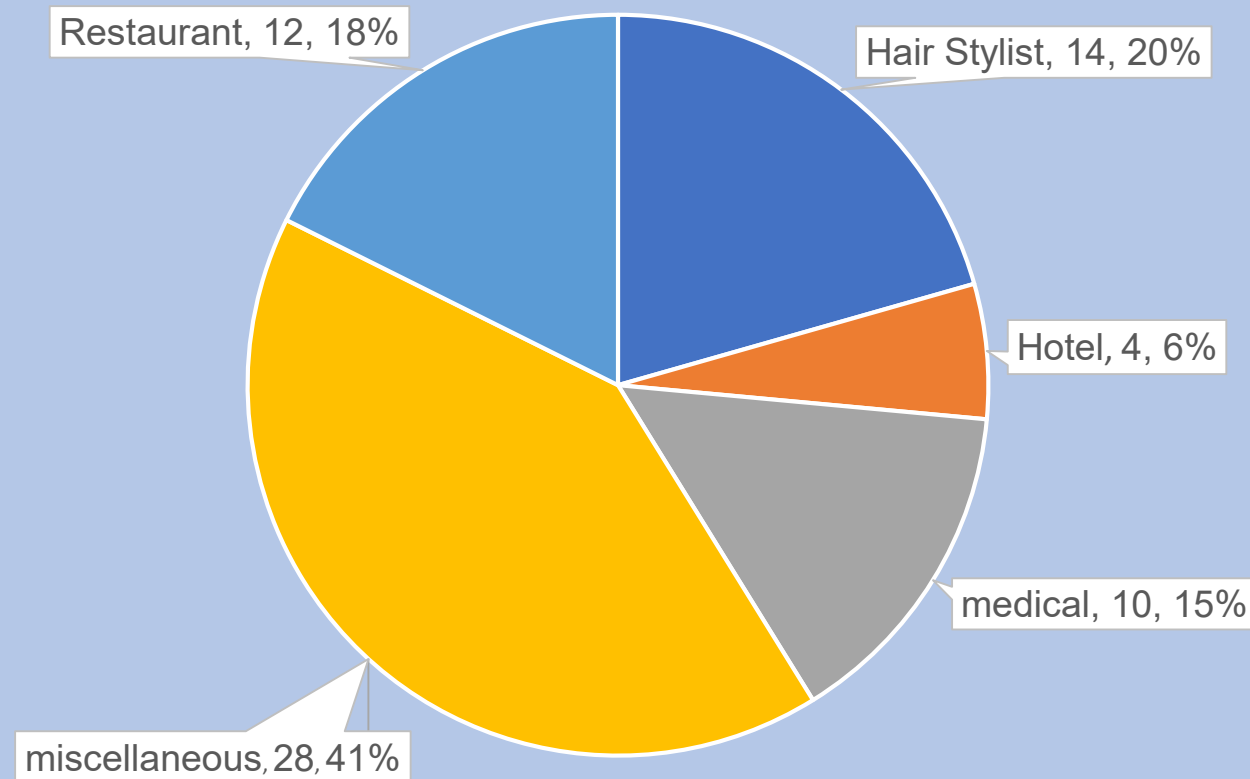
- **\$385,000 of funds have been awarded.**
- **Remaining account balance is \$115,000**
- **70 applications received**
- **68 applications approved**
- **2 applications rejected**
- **60 applications hand delivered**



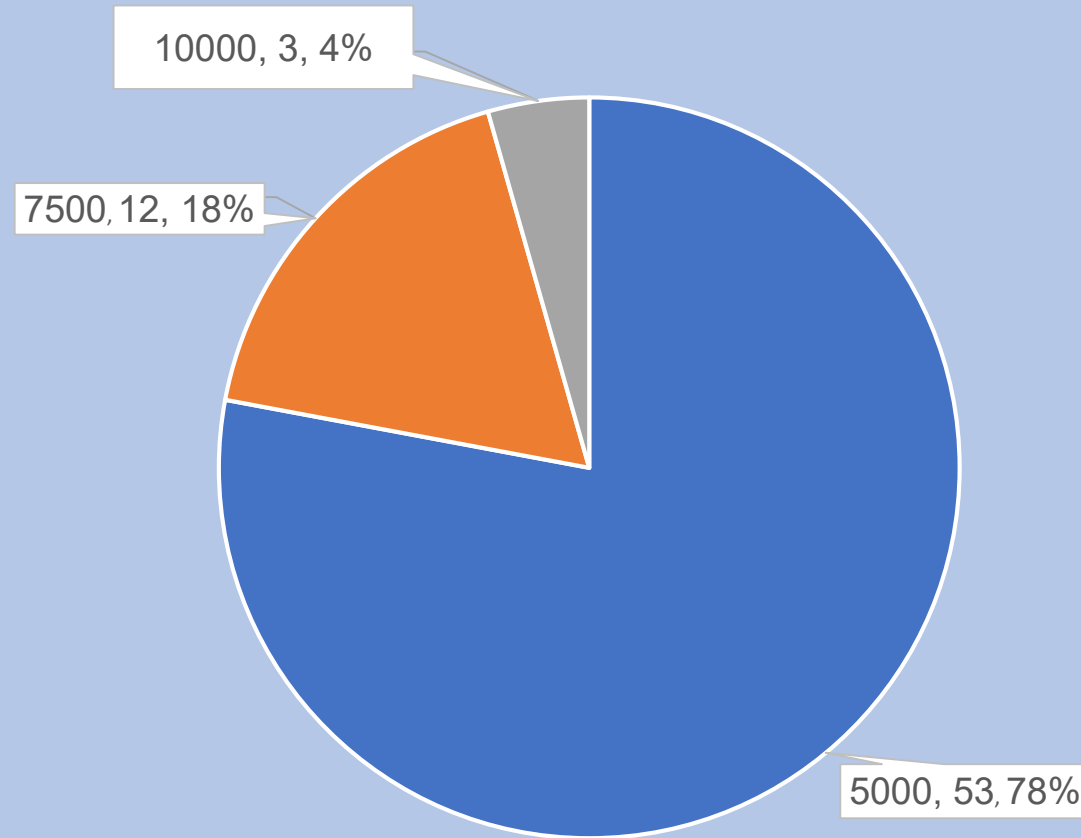
Actual stack of applications

Types of Businesses Awarded

Type	Count
Miscellaneous	28
Hair Stylist	14
Restaurant	12
Medical	10
Hotel	4

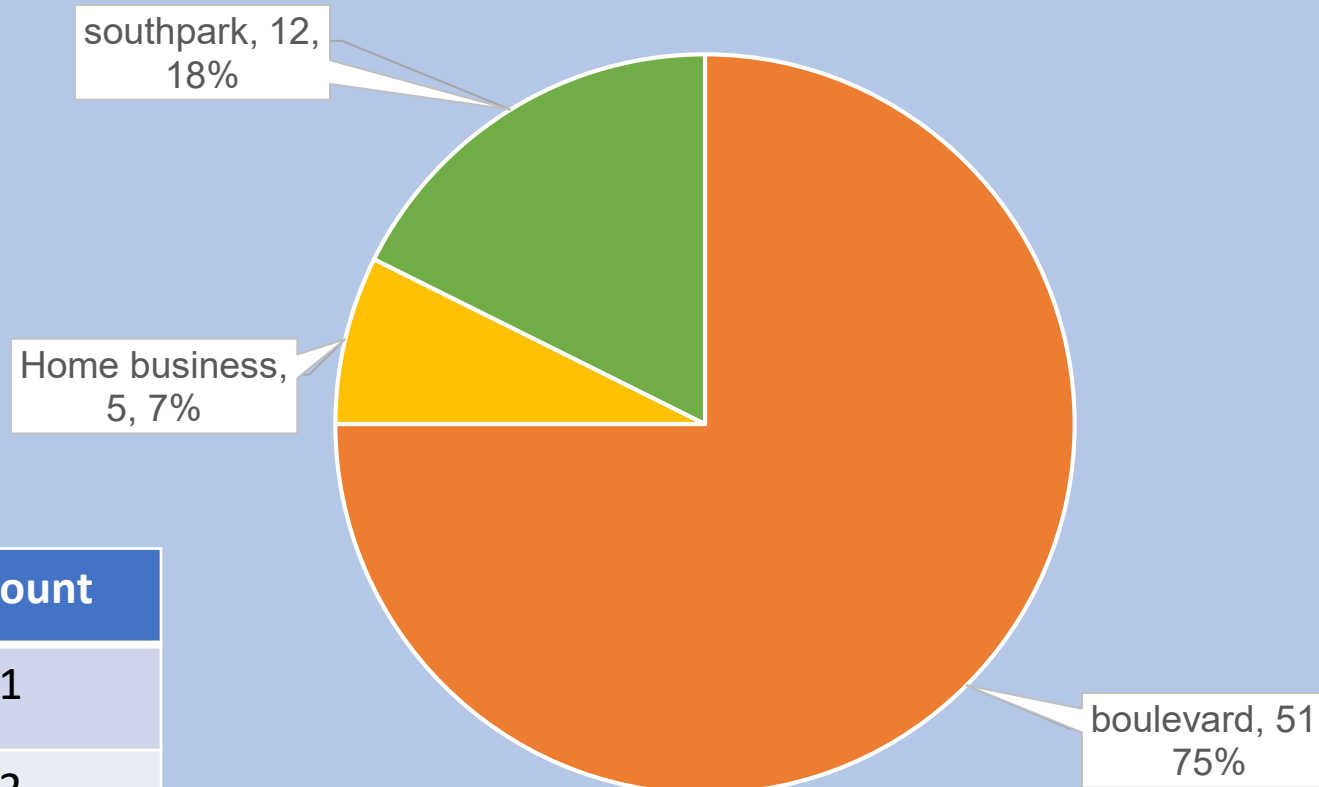


Grant Amounts Awarded



Amount	Grants
\$5,000	53
\$7,500	12
\$10,000	3
TOTAL	68

Business Sectors



Sector	Count
Boulevard	51
Southpark	12
Home Business	5

Walgreens - 626 Boulevard

-Price Reduced

-Interest/Inquiries

-New Listing
Agent



Retail opportunity for sale

Highlights

- Freestanding 14,742 sf former Walgreens Opportunity
- 70 surface parking spots

Nearby retail



Demographics

(Radius of 1 mile, 3 miles, and 5 miles)

Population

10,177	47,280	77,800
--------	--------	--------

Phlow Corporation

- **Manufacturer of Pharmaceuticals**
- **AMPAC**
- **Virginia Commonwealth University**
- **Facility startup in 2021**

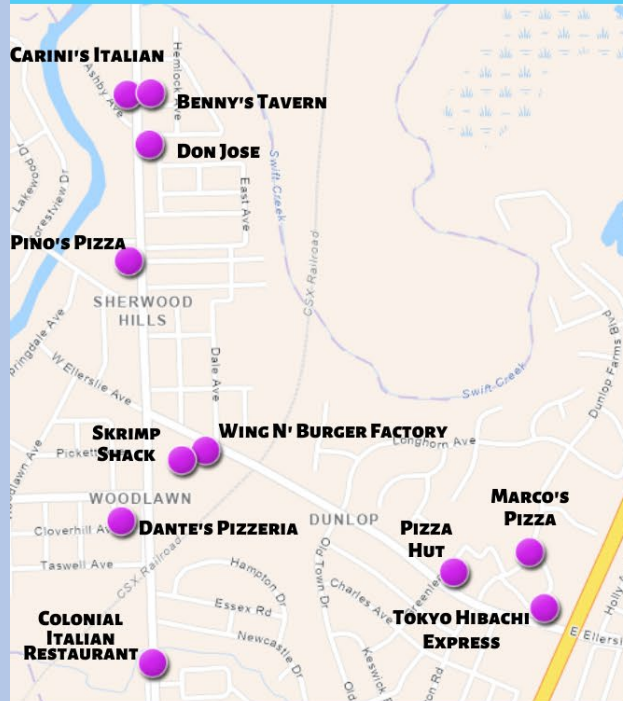
New dining brochure draft

LOCAL Favorites



OFFICE OF Economic Development

The historic **Boulevard Corridor**
is home to many local favorites...



KAREN EPPS

804.898.3002

eppsk@colonialheightsva.gov

201 James Ave

Colonial Heights, VA 23834

Colonial Heights VIRGINIA Eats



Inside of brochure

Colonial Heights

DINING

With over 100 food service establishments and 17,000 permanent residents, Colonial Heights has more dining opportunities per capita than any city in Virginia.

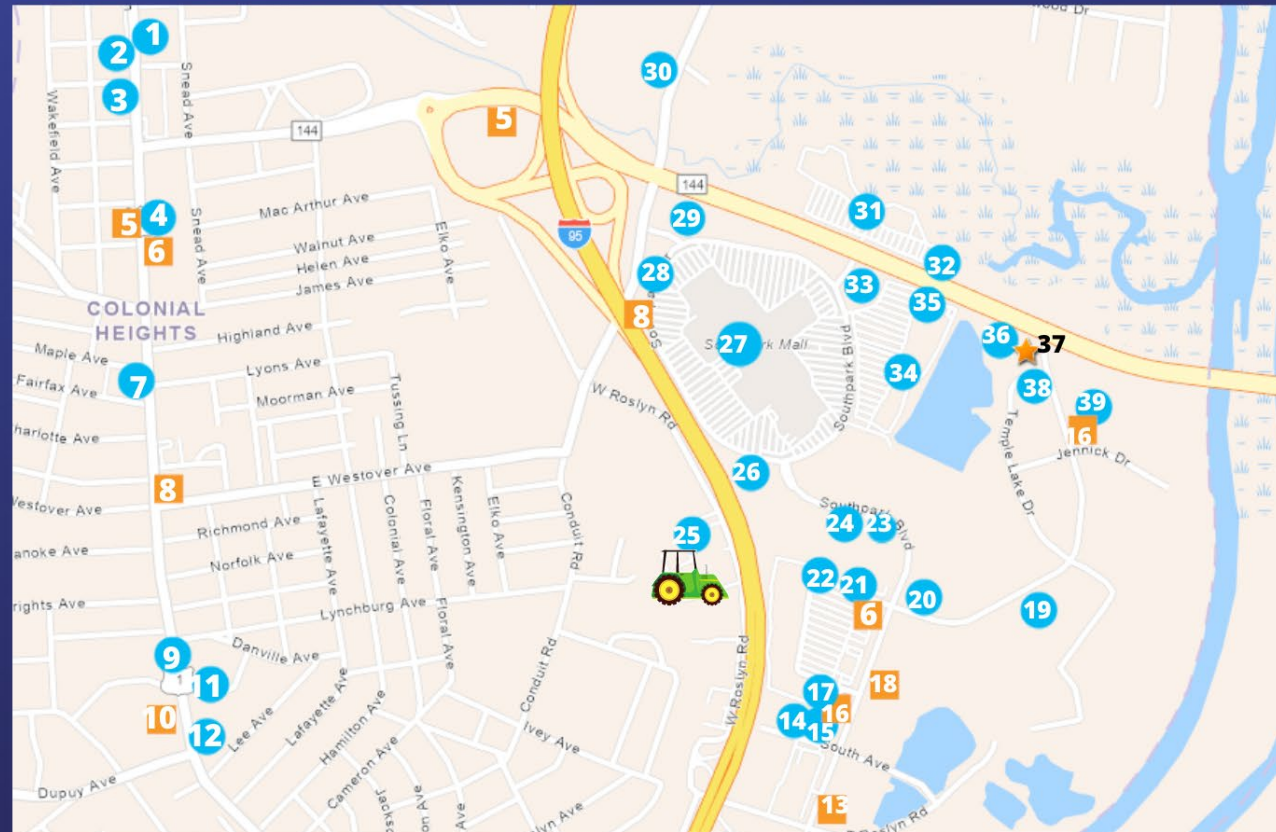
● = Restaurant
■ = Fast Food

- 1 Sgt. Pepper's Pizza/Rosita's Pupuseria
- 2 Mi Rodeo
- 3 Cakes and Moore Bakery
- 4 Captain Tom's Seafood
- 5 Hardee's (2 locations)
- 6 Wendy's (2 locations)
- 7 Puerto Rican Bakery & Cafe
- 8 McDonald's (2 Locations)
- 9 Lucky's Pizzeria
- 10 Cookout
- 11 Lucky Garden
- 12 Vincenzo's
- 13 Burger King
- 14 Denny's
- 15 Olive Garden
- 16 Taco Bell
- 17 Zzaam! Korean Grill
- 18 Chick-Fil-A
- 19 El Caporal
- 20 Five Guys
- 21 Volcano Crab
- 22 Los Bandidos
- 23 Starbucks
- 24 Panera Bread
- 25 Keystone Grill

- 26 Outback Steakhouse
- 27 IHOP and Firehouse Subs
- 28 Applebee's
- 29 Golden Corral
- 30 Texas Roadhouse
- 31 Cici's Pizza

- 32 Buffalo Wild Wings
- 33 Longhorn Steakhouse
- 34 Boil Bay
- 35 Jimmy Johns/Chipotle
- 36 Red Lobster
- 37 World's Largest Arby's

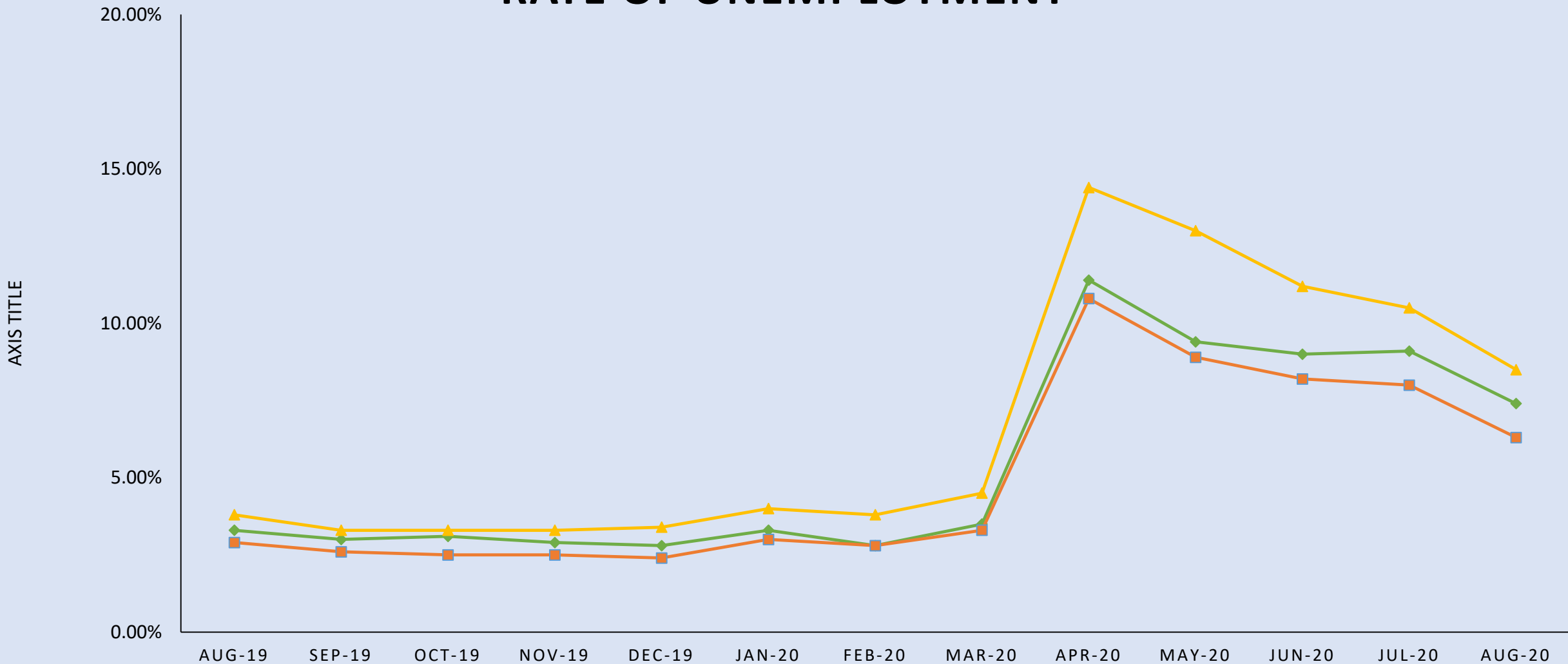
- 38 Chicken Fiesta
- 39 Sedona Taphouse



Virginia's Gateway Region "VGR"

- **Retail Strategies**
 - **Part 2 – Retail Strategic Plan**
 - **USDA Grant**
 - **Regional Partners**

RATE OF UNEMPLOYMENT



	Aug-19	Sep-19	Oct-19	Nov-19	Dec-19	Jan-20	Feb-20	Mar-20	Apr-20	May-20	Jun-20	Jul-20	Aug-20
Colonial Heights	3.30%	3.00%	3.10%	2.90%	2.80%	3.30%	2.80%	3.50%	11.40%	9.40%	9.00%	9.10%	7.40%
Virginia	2.90%	2.60%	2.50%	2.50%	2.40%	3.00%	2.80%	3.30%	10.80%	8.90%	8.20%	8.00%	6.30%
United States	3.80%	3.30%	3.30%	3.30%	3.40%	4.00%	3.80%	4.50%	14.40%	13.00%	11.20%	10.50%	8.50%

Richmond Region Tourism “RRT”

Operations Team:

- **Karen Epps, ED**
- **Amanda Perez, ED**
- **Matt Spruill, Parks & Rec**

Meeting/Tours:

- **Onboarding**
- **Shepherd Stadium**
- **City Tour**
- **Hoteliers**

Colonial Heights City Council Meeting October 20, 2020



4. Special Meeting On The Following Items:

F. City Branding Project Discussion



CITY OF

Colonial Heights

DISCOVER NEW HEIGHTS



CITY OF

Colonial Heights

DISCOVER NEW HEIGHTS

Colonial Heights City Council Meeting October 20, 2020



4. Special Meeting On The Following Items:

G. City Council Retreat Update And Discussion

Colonial Heights City Council Meeting October 20, 2020




4. Special Meeting On The Following Items:

H. City Council Upcoming Meeting Schedule

Colonial Heights City Council Meeting October 20, 2020



5. Adjournment



Colonial Heights
City Council Special Meeting
October 20, 2020