



Colonial Heights City Council Special Meeting

April 28, 2015



Colonial Heights City Council Special Meeting


April 28, 2015



- 1. Call to Order**
- 2. Roll Call**
- 3. Declarations of Personal Interest**

Colonial Heights City Council Special Meeting

April 28, 2015



4. Special Meeting for the purpose of holding a Work Session for the following purposes:

A. Discussion of the Proposed FY2015-2016 City of Colonial Heights Annual Operating Budget

City of Colonial Heights

FY2015-16


(proposed)

Annual Operating Budget

Thomas L. Mattis, City Manager

William E. Johnson, Director of Finance


April 14, 2015



FY2015-16 ANNUAL OPERATING BUDGET

April 21 Work Session Issues/Questions


- ★ **What is included in the various departmental “Professional & Special Services” line items?** – *Staff Report/Memorandum*
- ★ **Why has there not been a reduction in Overtime costs within the Sheriff’s Office with the additional staffing that was approved last year?** – *Staff Report/Memorandum*
- ★ **Can the new Capital Charge that is proposed for FY15-16 be shown as a separate line item on the bi-monthly utility bills?** – *Yes; while a little challenged for space remaining on the current bill, it will be delineated for customers as a separate charge.*



FY2015-16 ANNUAL OPERATING BUDGET

April 21 Work Session Issues/Questions

- ★ **Why does there appear to be such a significant increase in the “Printing, Supplies,...” line item in the Commonwealth’s Attorney’s budget?** - *There are multiple items affecting this particular situation but the primary cause has to do with a state-funded increase authorized by the Compensation Board in FY13-14. At that time, the department experienced a surplus of state funds in Salaries and was approved to transfer/utilize same for a one-time purchase under Printing, Supplies, & Materials – and the state funding levels have remained consistent since then. This increase does not affect net local funding or costs. (Page 72).*
- ★ **Where is funding support for District 19?** - *The proposed budget includes total funding in the amount of \$72,000 for the District 19 Community Services Board under “Contributions & Subsidies - Mental Health Board” line item (Page 152).*




FY2015-16 ANNUAL OPERATING BUDGET

April 21 Work Session Issues/Questions

★ Public Safety Career Development –


- ☐ No indication that current overall level of compensation is not competitive for police and fire/EMS employees
 - ☐ Compensation must be affordable for Colonial Heights – there is a limit
 - ☐ Change affects a very small group of employees
 - ☐ Without change, salary compression issues will continue in both departments – a problem that the City spent \$60,000 to address this past year
-
- Employees are not required to absorb any ‘out-of-pocket’ expenses to participate in the CDP – or any other job training
 - Willing to revisit increase back to 5% in the future
 - Both Chiefs do not recommend ‘freezing’ current CDP participants at 5% and starting new employees at 3%



FY2015-16 ANNUAL OPERATING BUDGET

April 21 Work Session Issues/Questions

- ★ **Public Safety Career Development** - The City has encountered growing difficulty in recent years funding and maintaining its Career Development Program (CDP) for public safety employees. The CDP supports certain Police Officers and Firefighter/EMS staff to improve job skills, knowledge, and performance; and provides an alternative to the supervisory/management career paths that have traditionally been their only means of professional advancement. Qualified employees who participate in the CDP achieve professional development and recognition – as well as increased compensation. The City's CDP was initiated in 2006 and has provided a 5% increase in base salary to each participating employee for each performance threshold achieved. While the CDP is professionally – and financially – rewarding for existing employees, it has also been viewed as an important enhancement in the recruitment and retention of new employees.
 - ❑ The CDP has been very successful in achieving its goals – so successful, in fact, that overall costs have increased to a challenging level. Continued at current funding, the City would project costs exceeding \$100,000 over a 2-year period ending in 2016.
 - ❑ While the CDP is somewhat commonplace among public safety agencies within our region, many such localities do not fund their CDP at the 5% level – and some are having difficulty continuing to afford the program at all.
 - ❑ The *FY15-16 Annual Budget* as proposed includes continued funding for the City's CDP, but at a lower compensation level of **three (3%) percent** for qualifying employees. Next year alone, this change will save the City over **\$27,000** – and will provide greater stability and assurance that such funding can continue into the future. In addition, this program change will also help address salary “compression issues” that have been a concern of both departments for some time.




FY2015-16 ANNUAL OPERATING BUDGET

Utility Rate Increases

The proposed budget includes two (2) adjustments to water and sewer services fees:

- ★ **Annual Rate Adjustment** – Last year, the City Council received and endorsed the results of an independent analysis of water and sewer rates that ultimately recommended an annual rate adjustment over a seven-year period to provide the necessary stability for these Enterprise Funds. Assuring they are self-supporting funds reduces pressure on the General Fund and provides long-term financial security.
- ★ **Capital Charge** - The City has also encountered difficulty in recent years in securing the necessary financial resources to properly address capital improvements needs with its water distribution and wastewater collection systems. In addition, due to emergency needs in recent years, the City has significantly depleted its unencumbered cash reserves previously available to address these issues. To properly address this situation and to financially position the City to preemptively achieve necessary capital improvements in the coming years, the proposed budget recommends the creation of a monthly “Capital Charge” of **\$1.50 per month** – for both water and wastewater customers (a total flat rate increase of \$3.00 per month or \$6.00 per bi-monthly bill). This new charge is projected to create up to **\$268,000** per year for water and wastewater capital projects. These funds will remain segregated and will be expended at the exclusive discretion of the City Council; on a project-by-project basis.



FY2015-16 ANNUAL OPERATING BUDGET

Projected Net Impact of Water & Sewer Rate Increases

Bi-monthly Bill ; Usage – 0 cubic feet (minimum bill)


Current

Water.....	17.49
Sewer.....	20.85
Refuse.....	26.50
Stormwater..	<u>4.00</u>
Total.....	\$ 68.84

Net increase of \$3.64 per month (\$7.27 bi-monthly)
Annual Rate Adjustment
+ Refuse Fee decrease
+ \$3.00 per month Capital Charge

Proposed

Water.....	17.49
Water-Adjustment.....	1.84
Water-Capital Charge...	3.00
Sewer.....	20.85
Sewer-Adjustment.....	3.13
Sewer-Capital Charge...	3.00
Refuse.....	22.80
Stormwater.....	<u>4.00</u>
Total.....	\$ 76.11



FY2015-16 ANNUAL OPERATING BUDGET

Projected Net Impact of Water & Sewer Rate Increases

Bi-monthly Bill ; Usage – 1,000 cubic feet

Current

Water..... 17.49

Sewer..... 44.85

Refuse..... 26.50

Stormwater.. 4.00

Total.....\$ 92.84

Proposed

Water..... 17.49

Water-Adjustment..... 1.84

Water-Capital Charge... 3.00

Sewer..... 44.85

Sewer-Adjustment..... 4.63

Sewer-Capital Charge... 3.00

Refuse..... 22.80

Stormwater..... 4.00

Total.....\$101.61

**Net increase of \$4.39 per month (\$8.77 bi-monthly)
Annual Rate Adjustment
+ Refuse Fee decrease
+ \$3.00 per month Capital Charge**



FY2015-16 ANNUAL OPERATING BUDGET

Projected Net Impact of Water & Sewer Rate Increases

Bi-monthly Bill ; Usage – 1,800 cubit feet

Current

Water..... 30.29

Sewer..... 64.05

Refuse..... 26.50

Stormwater.. 4.00

Total.....\$ 124.84

Proposed

Water..... 30.29

Water-Adjustment..... 1.88

Water-Capital Charge... 3.00

Sewer..... 64.05

Sewer-Adjustment..... 5.83


Sewer-Capital Charge... 3.00

Refuse..... 22.80

Stormwater..... 4.00

Total.....\$134.85


**Net increase of \$5.00 per month (\$10.01 bi-monthly)
Annual Rate Adjustment
+ Refuse Fee decrease
+ \$3.00 per month Capital Charge**



FY2015-16 ANNUAL OPERATING BUDGET

General Fund Expenditures

- ★ **Employee Compensation** – The proposed budget includes a Cost of Living Adjustment (COLA) of 2.0% in base salaries for all FTEs – effective **September 1, 2015**. Increase carries a projected overall cost of just over \$250,000 in FY15-16 and future full-year costs of just over \$300,000.
- ★ **Employee Health Insurance Costs** – General conditions and current marketplace issues make it an appropriate time for reassessment of insurance benefits with an eye towards future cost containment. The proposed budget includes an overall cost savings that is anticipated through a partial adjustment to employee health insurance benefits. The City has provided comprehensive dental coverage through its group health insurance plan; but will now give employees the option to choose to continue with that plan or move to a preventative and diagnostic plan with no copayment or deductible. Employees wishing to maintain the current comprehensive coverage will now be required to contribute a greater amount to its costs (\$18.00 per month for the highest/family coverage). Employees with Dual or Family coverage choosing the preventative option, however, will actually see their current monthly costs *reduced* – and in the end, the City will save approximately **\$25,000** in overall annual costs.



FY2015-16 ANNUAL OPERATING BUDGET

Projected Net Impact of Salary Increase and Potential Health Insurance Modification

Base Salary - \$25,500 (minimum)

Current Net Pay

Single.....\$ 801/ \$20,824

Dual.....\$ 689/ \$17,916

Family.....\$ 572/ \$14,872

FY15-16 Net Pay*


Single.....\$ 816/ \$21,130

Dual.....\$ 701/ \$18,138

Family.....\$ 581 / \$15,016

**includes 10 months pay increase*

“Worst-case scenario” – Employee with *Family* coverage keeps same benefits, absorbs costs, and receives pay increase is still projected to receive **\$144 net increase in pay in FY15-16**



FY2015-16 ANNUAL OPERATING BUDGET

Projected Net Impact of Salary Increase and Potential Health Insurance Modification

Base Salary - \$46,227 (city-wide average)

Current Net Pay

Single.....\$ 1,598/ \$41,550

Dual.....\$ 1,299/ \$33,776

Family.....\$ 1,190/ \$30,946

FY15-16 Net Pay*


Single.....\$ 1,628/ \$42,183

Dual.....\$ 1,321/ \$34,225

Family.....\$ 1,210/ \$31,321

**includes 10 months pay increase*

Average City Employee with *Family* coverage who keeps same benefits, absorbs costs, and receives pay increase is projected to receive **\$375 net increase in pay in FY15-16**



FY2015-16 ANNUAL OPERATING BUDGET

Projected Net Impact of Salary Increase and Potential Health Insurance Modification

Base Salary - \$25,500 (minimum) w/250 Lower Cost Option

Current Net Pay

Single.....\$ 801/ \$20,824

Duel.....\$ 689/ \$17,916

Family.....\$ 572/ \$14,872

FY15-16 Net Pay*


Single.....\$ 816/ \$21,130

Duel.....\$ 715/ **\$18,450**

Family.....\$ 598/ **\$15,471**

**includes 10 months pay increase*

With new Diagnostic and Preventive Dental Option, employees at this salary level can realize an overall pay increase of \$312 more/\$534 total for those with *Duel* coverage and \$455 more/\$599 total for those with *Family* coverage



FY2015-16 ANNUAL OPERATING BUDGET

Projected Net Impact of Salary Increase and Potential Health Insurance Modification

Base Salary - \$46,227 (average) w/250 Lower Cost Option

Current Net Pay

Single.....\$ 1,598/ \$41,550

Duel.....\$ 1,299/ \$33,776

Family.....\$ 1,190/ \$30,946

FY15-16 Net Pay*


Single.....\$ 1,628/ \$42,183

Duel.....\$ 1,321/ **\$34,537**

Family.....\$ 1,210/ **\$31,776**

**includes 10 months pay increase*

With new Diagnostic and Preventive Dental Option, employees at this salary level can realize an overall pay increase of \$312 more/\$761 total for those with *Duel* coverage and \$455 more/\$830 total for those with *Family* coverage




FY2015-16 ANNUAL OPERATING BUDGET

Total Proposed Expenditures for All Municipal Funds & Departments

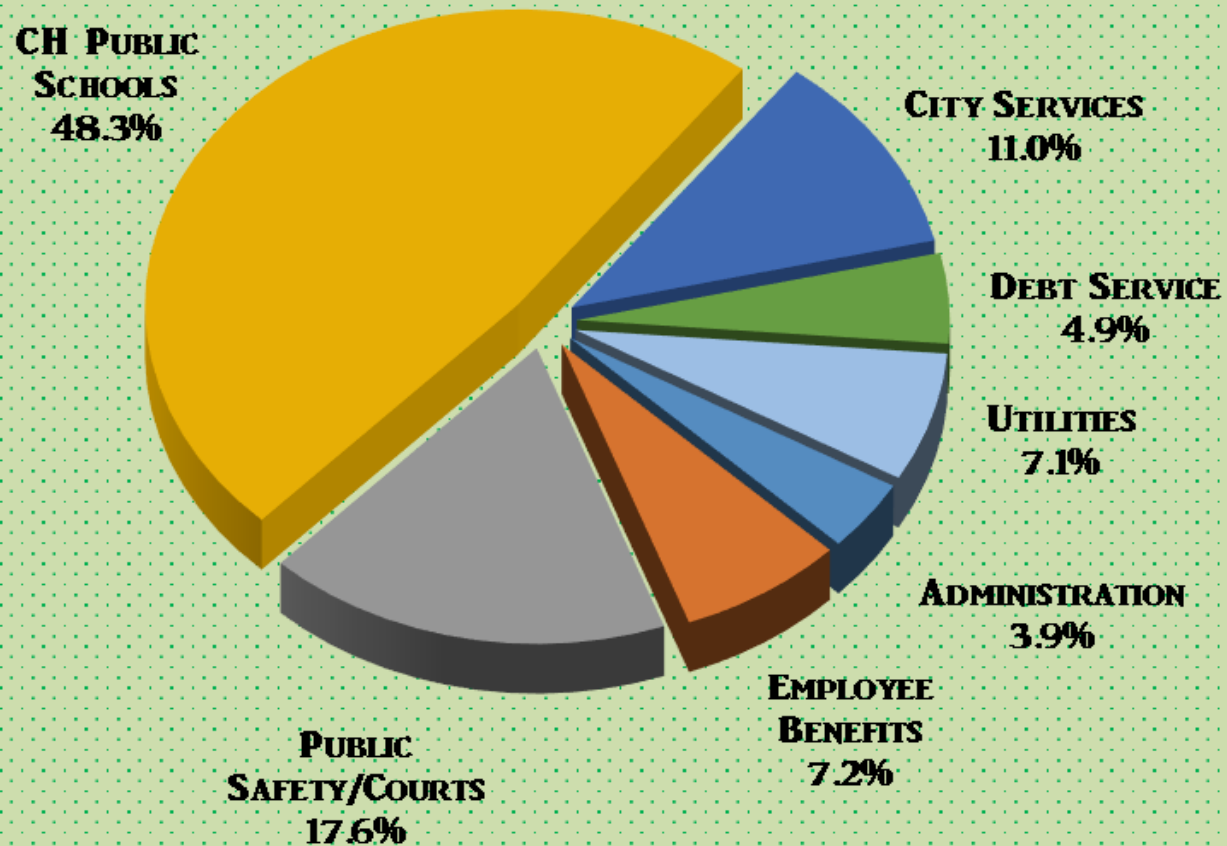
\$75,267,336

(less than 1% increase over prior year)




FY2015-16 ANNUAL OPERATING BUDGET

CITY OF COLONIAL HEIGHTS PROPOSED FY15-16 ANNUAL BUDGET DISTRIBUTION OF TOTAL APPROPRIATIONS



TOTAL APPROPRIATIONS

General Fund.....	\$52,990,146
<i>Less Transfers.....</i>	<i>(19,443,447)</i>
Rec Activity Fund.....	160,000
Stormwater Mgt Fund.....	450,100
Water & Sewer Fund.....	4,443,298
School Fund.....	36,319,920




FY2015-16 ANNUAL OPERATING BUDGET

***Full-year funding for all existing and/or
previously authorized positions***

351 Total City Employees

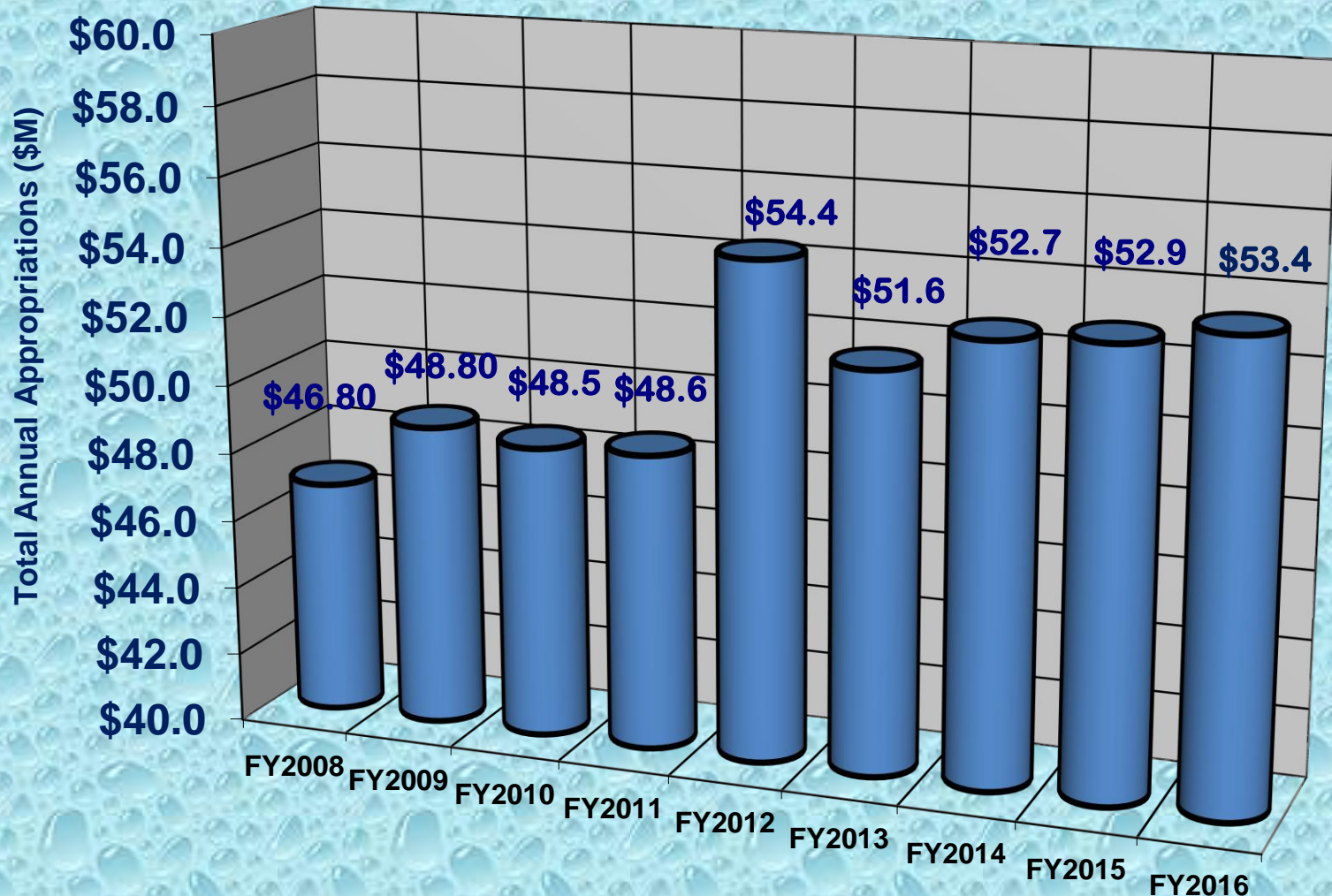
255-Full-time, 50-Part-time, & 46-Seasonal



FY2015-16 ANNUAL OPERATING BUDGET

GENERAL FUND ANNUAL GROWTH

Historical Costs & FY15-16 Budget Projections




GENERAL FUND

Grand Total.....\$53,448,622

Less Transfers..... (19,973,172)

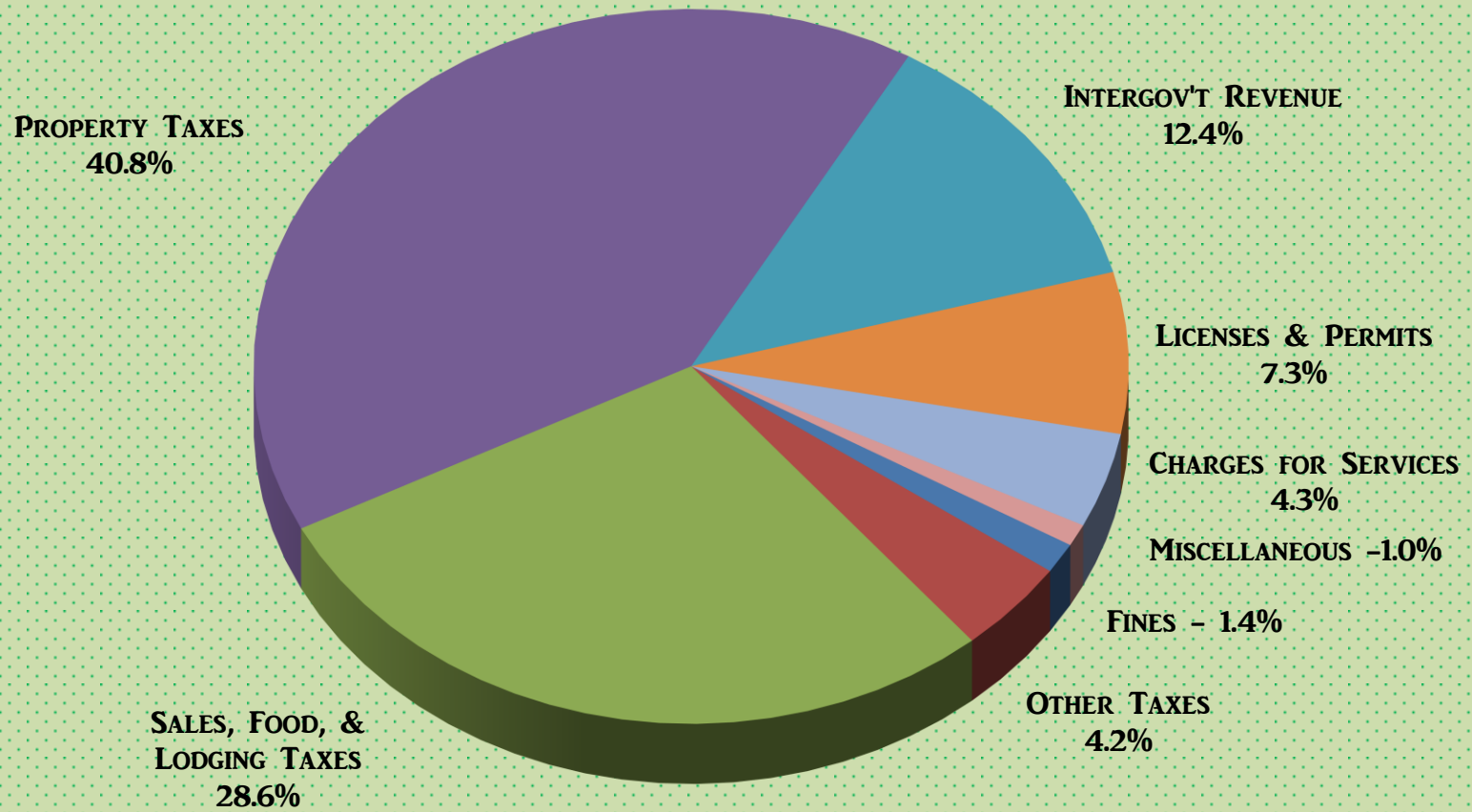
Net General Fund Operating

..... \$33,475,450




FY2015-16 ANNUAL OPERATING BUDGET

City of Colonial Heights
Proposed FY15-16 Annual Budget
GENERAL FUND OPERATING REVENUES



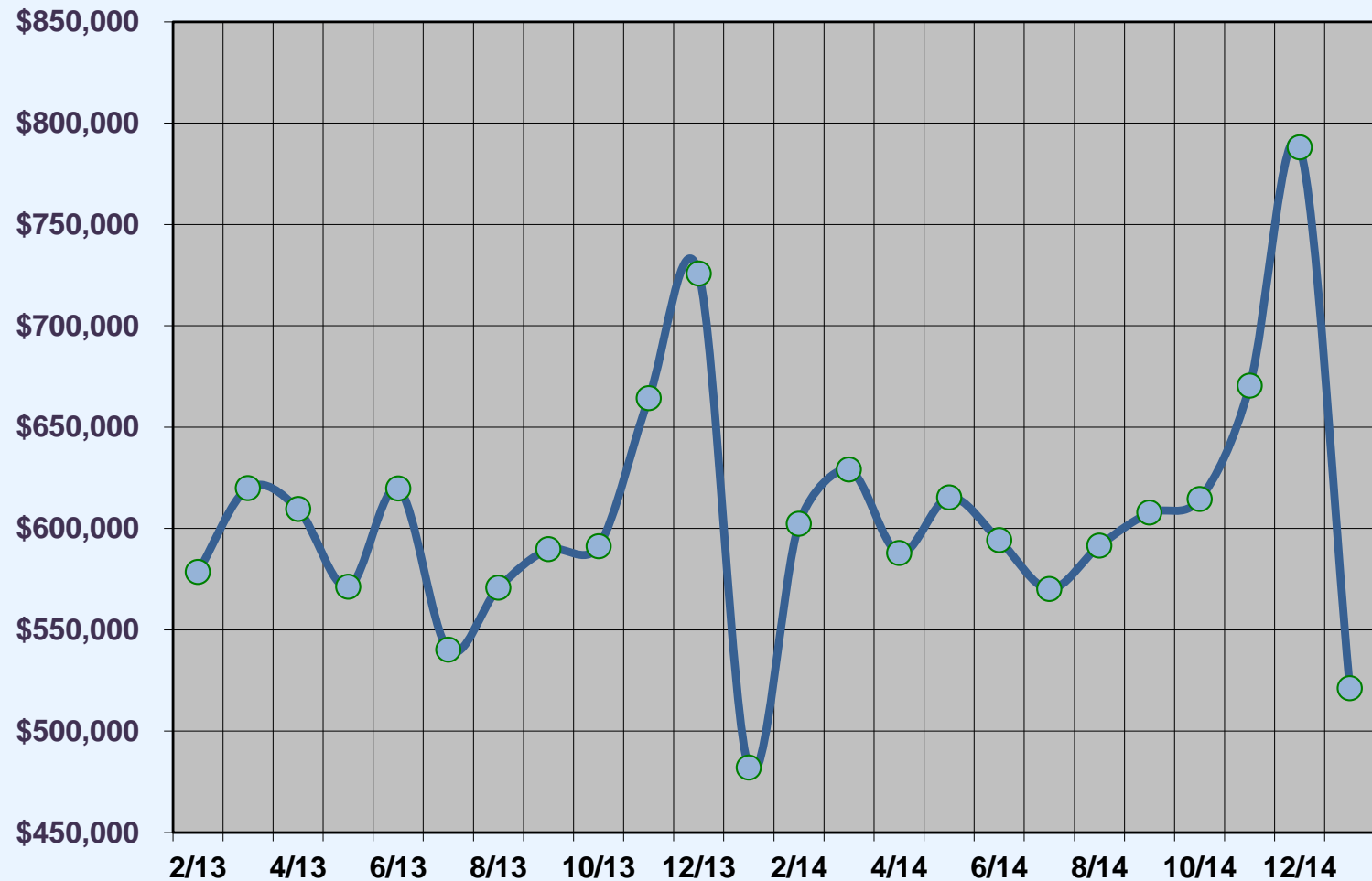
General Fund Revenue

- ★ The proposed budget projects a moderate, overall increase by **1.72%** over current-year budget (increased gross revenue of approximately \$910,000)
- ★ Additional funding will be provided to CH Public Schools in excess of \$407,000 and one-time reserve funds of \$374,000 in the current-year budget will be funded. *These two items alone will essentially offset any net increase in overall resources*
- ★ **Real Estate Taxes** - The Annual Budget as proposed for FY15-16 is predicated upon a continuation of the total current real estate tax rate of \$1.14/\$100 valuation – throughout the entire fiscal year
- ★ **Personal Property Taxes** – Projected increase of nearly \$200,000 over the current-year budget. Timing of this particular tax revenue typically occurs too late in the fiscal year to be included in the proposed budget; and projections are based on actual collections from prior years.
- ★ **Refuse Fees** - Also included in the proposed budget is a decrease (\$1.85 per month) in rates for curbside collection of residential household solid waste and recyclables – or Refuse Fees. This decrease is proposed to offset the planned increase in utility rates to minimize overall impact on customer's bi-monthly bills – but resulting impact on the General Fund is an anticipated loss of \$150,000
- ★ **Variable Local Taxes (Retail Sales & Use Tax, Food Tax, and Lodging Tax)** – Although the City has experienced very moderate overall growth in this combined revenue over the past four years, a conservative analysis of recent trends warrant an anticipated increase of nearly 5% in FY15-16; creating increased gross income of a little over \$828,000.

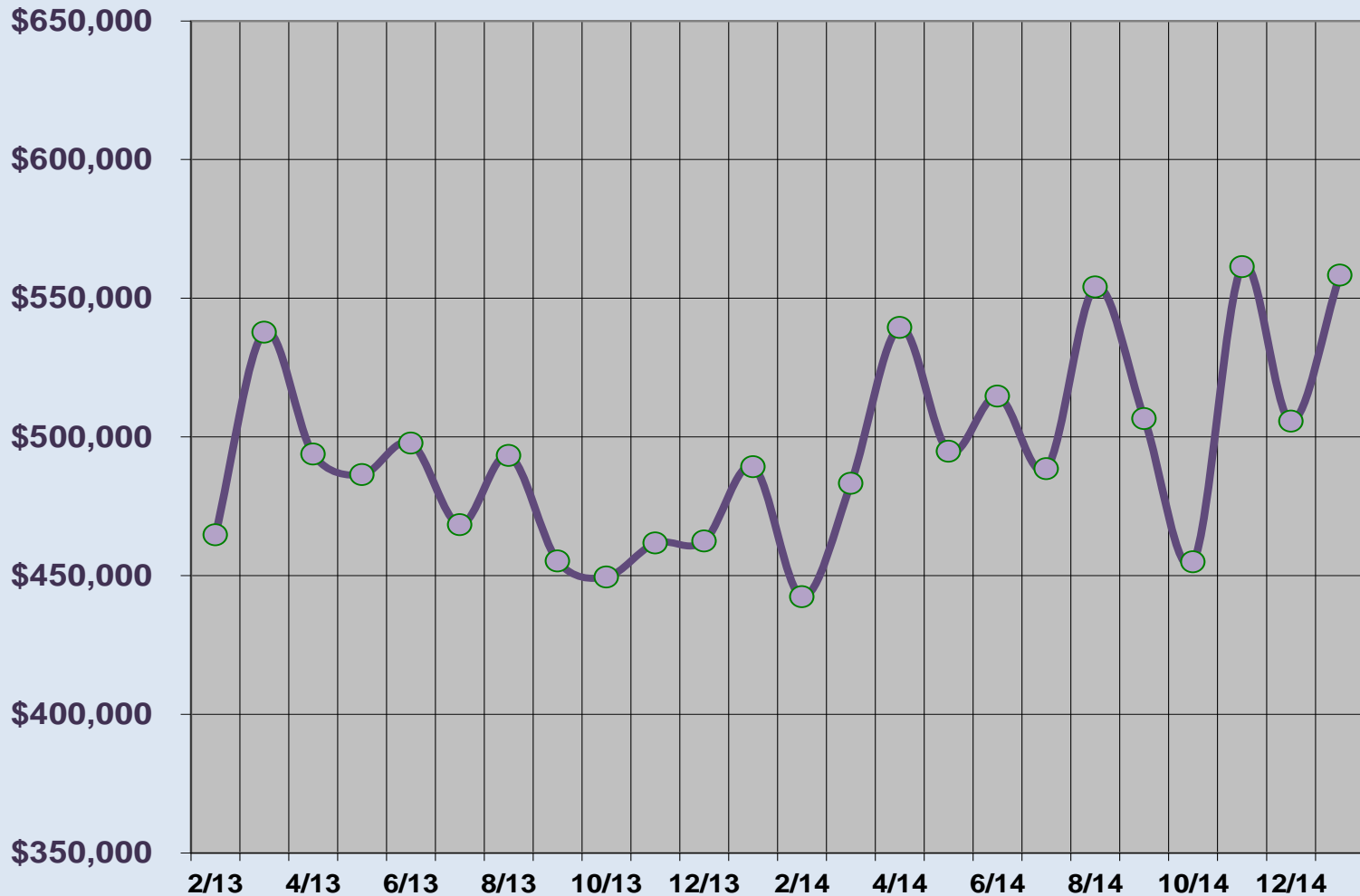


FY2015-16 ANNUAL OPERATING BUDGET

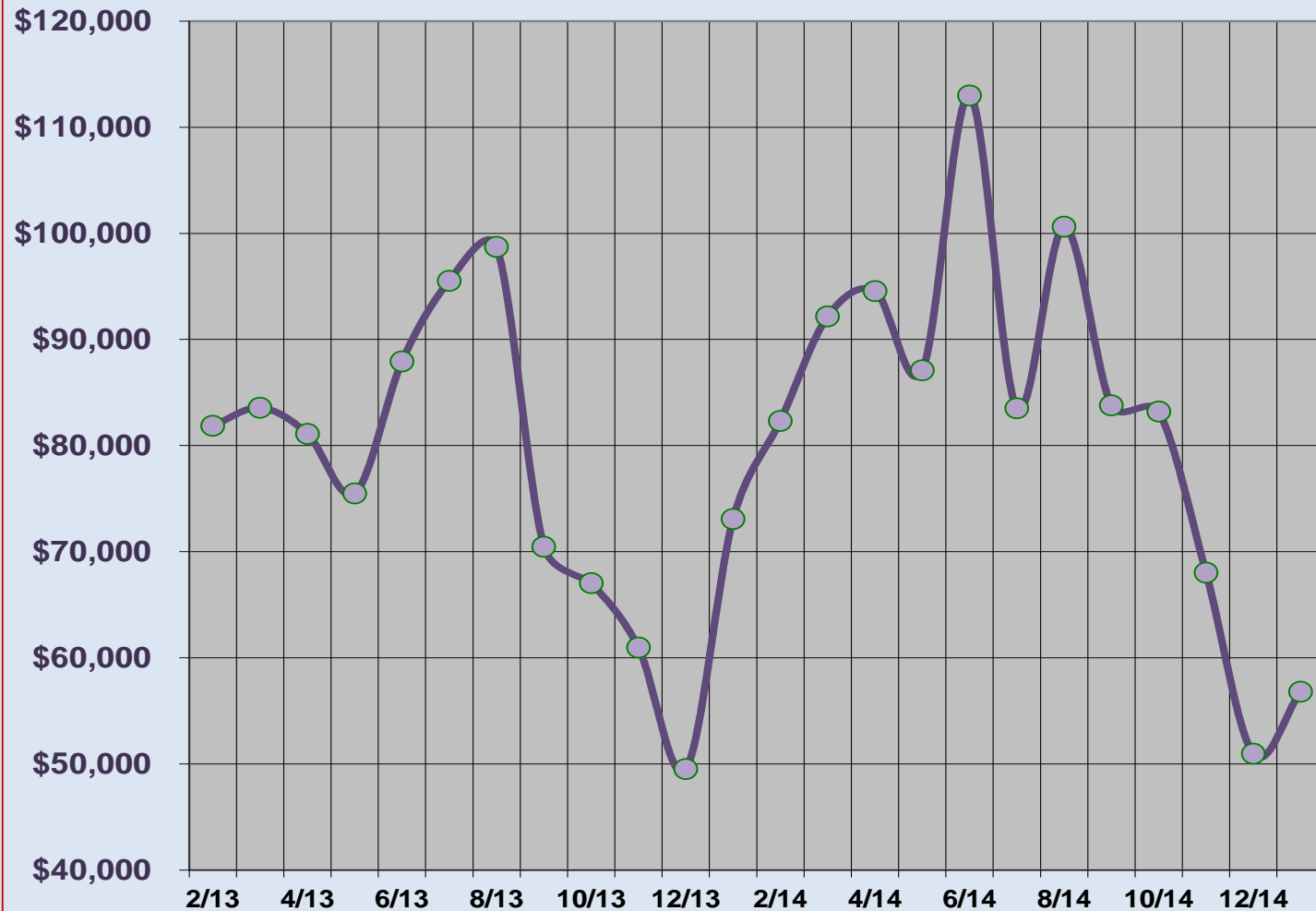
RETAIL SALES & USE TAX MONTHLY REVENUE FEBRUARY, 2013 THROUGH JANUARY, 2015



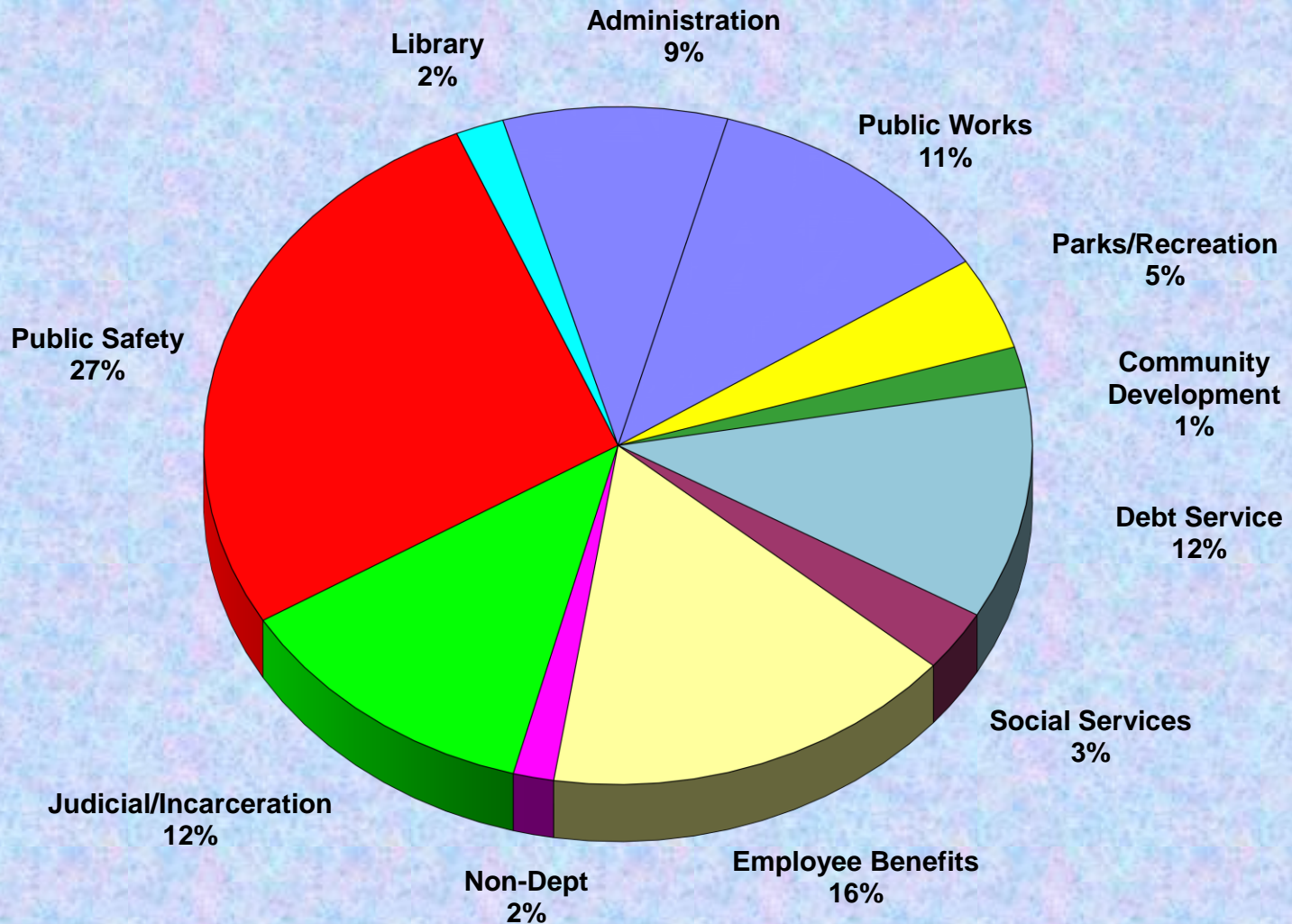
FOOD TAX
MONTHLY REVENUE
FEBRUARY, 2013 THROUGH JANUARY, 2015



LODGING TAX
MONTHLY REVENUE
FEBRUARY, 2013 THROUGH JANUARY, 2015




City of Colonial Heights Proposed FY15-16 Annual Budget GENERAL FUND OPERATING EXPENDITURES



General Fund Expenditures


- ***No deficit spending or reserves for operating expense***
- ***No layoffs, staffing reductions***
- ***No unpaid holidays***
- ***No reduction in services***
- ***No major policy changes***
- ***Consistent with 5YRCP***



FY2015-16 ANNUAL OPERATING BUDGET

General Fund Expenditures


- ★ **Employee Compensation** – The proposed budget includes a Cost of Living Adjustment (COLA) of **2.0%** in base salaries for all FTEs – effective **September 1, 2015**. Increase carries a projected overall cost of just over \$250,000 in FY15-16 and future full-year costs of just over \$300,000.
- ★ **Employee Health Insurance Costs** – General conditions and current marketplace issues make it an appropriate time for reassessment of insurance benefits with an eye towards future cost containment. The proposed budget includes an overall cost savings that is anticipated through a partial adjustment to employee health insurance benefits. The City has provided comprehensive dental coverage through its group health insurance plan; but will now give employees the option to choose to continue with that plan or move to a preventative and diagnostic plan with no copayment or deductible. Employees wishing to maintain the current comprehensive coverage will now be required to contribute a greater amount to its costs (\$18.00 per month for the highest/family coverage). Employees with Dual or Family coverage choosing the preventative option, however, will actually see their current monthly costs *reduced* – and in the end, the City will save approximately **\$25,000** in overall annual costs.
- ★ **Courthouse Operation & Maintenance Costs** - The new Courthouse opened in late 2013 and has quickly become a local civic landmark that has greatly enhanced court services. Given the uniqueness of this project, the ongoing maintenance and upkeep of this facility is also a work in progress. Not only has the City not had a facility of this size to maintain before, we are also committed to an overall upgrade in courthouse operations and services. As such, we enter the next fiscal year still assessing and defining on-going maintenance costs for this part of the operation. Overall, the proposed budget includes increased costs of over **\$55,000** associated with courthouse operations.



FY2015-16 ANNUAL OPERATING BUDGET


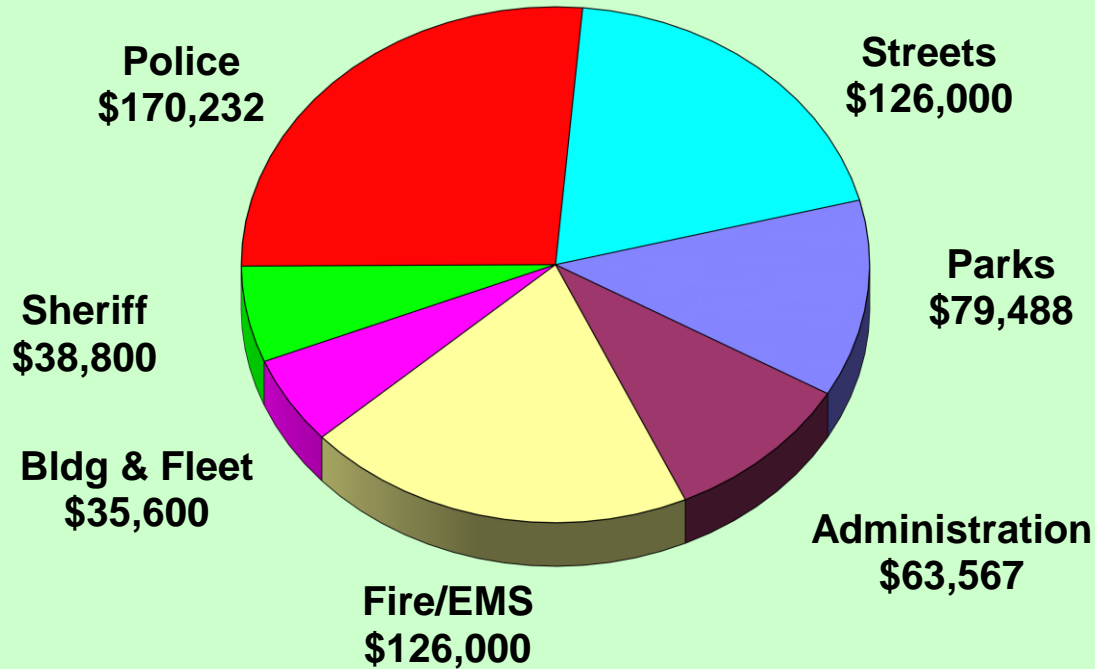
General Fund Expenditures

- ★ **Public Safety Career Development** - The City has encountered growing difficulty in recent years funding and maintaining its Career Development Program (CDP) for public safety employees. The CDP supports certain Police Officers and Firefighter/EMS staff to improve job skills, knowledge, and performance; and provides an alternative to the supervisory/management career paths that have traditionally been their only means of professional advancement. Qualified employees who participate in the CDP achieve professional development and recognition – as well as increased compensation. The City's CDP was initiated in 2006 and has provided a 5% increase in base salary to each participating employee for each performance threshold achieved. While the CDP is professionally – and financially – rewarding for existing employees, it has also been viewed as an important enhancement in the recruitment and retention of new employees.
 - ❑ The CDP has been very successful in achieving its goals – so successful, in fact, that overall costs have increased to a challenging level. Continued at current funding, the City would project costs exceeding \$100,000 over a 2-year period ending in 2016.
 - ❑ While the CDP is somewhat commonplace among public safety agencies within our region, many such localities do not fund their CDP at the 5% level – and some are having difficulty continuing to afford the program at all.
 - ❑ The *FY15-16 Annual Budget* as proposed includes continued funding for the City's CDP, but at a lower compensation level of **three (3%) percent** for qualifying employees. Next year alone, this change will save the City over **\$27,000** – and will provide greater stability and assurance that such funding can continue into the future. In addition, this program change will also help address salary “compression issues” that have been a concern of both departments for some time.



FY2015-16 ANNUAL OPERATING BUDGET


**CITY OF COLONIAL HEIGHTS - FY2015-16 PROPOSED BUDGET
GENERAL FUND OPERATING - CAPITAL OUTLAY,**



FY2015-16 ANNUAL OPERATING BUDGET

Other Miscellaneous Issues


- **Riverside Regional Jail Costs**
- **Public Safety Building Roof**



FY2015-16 ANNUAL OPERATING BUDGET

Distribution of GF-Operating Expenditures

- ✓ **57%** -- Personnel
- ✓ **27%** -- Supplies, Services, etc.
- ✓ **11%** -- Debt Service
- ✓ **2%** -- Contributions/Contingencies
- ✓ **3%** -- Capital Outlay



FY2015-16 ANNUAL OPERATING BUDGET

Historical Funding - Colonial Heights Public Schools

City Taxpayer Support 2002-16




Historical Funding - Colonial Heights Public Schools

City Taxpayer Support 2002-16

Over the past 14 years:

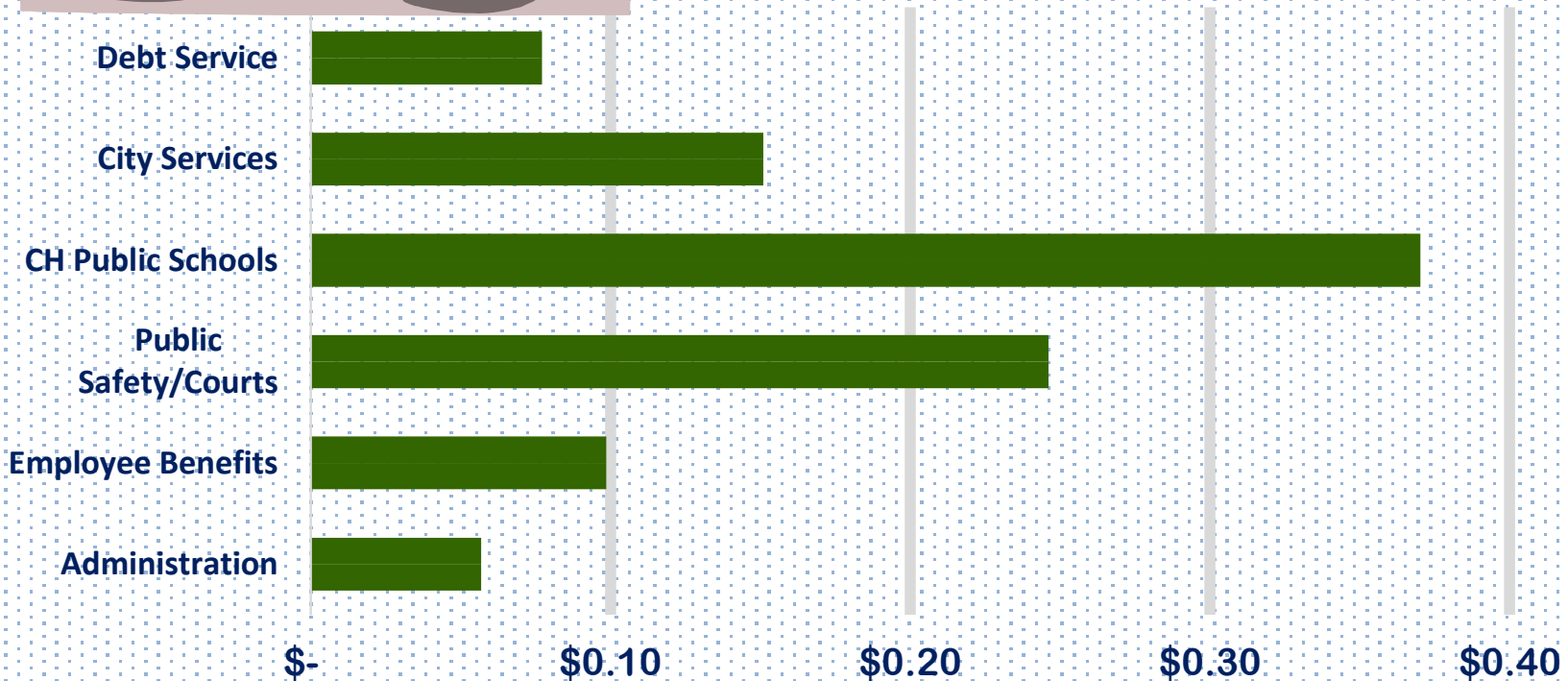
- ✓ CHPS funding from city tax dollars has increased an average of **\$487,739** per year, every year
- ✓ The high one-year increase of \$1.3M (2008 & 2009); and the low “increase” of (\$179,000) (2011)
- ✓ Total annual funding has increased by **\$6.23M (46%)** (from \$13.46M-2003 to \$19.69M-2016)



FY2015-16 ANNUAL OPERATING BUDGET




Where do my City Tax Dollars go?



Colonial Heights City Council Special Meeting

April 28, 2015



4. Special Meeting for the purpose of holding a Work Session for the following purposes:

A. Discussion of the Proposed FY 2015-2016 City of Colonial Heights Capital Improvement Program

2015 Five-Year Capital Program OPERATIONS

*A Report on Anticipated Operating Budget Capital
Expenditures for All Municipal Operations
July , 2015 through June, 2020*

City of Colonial Heights

March , 2015

2015 Five-Year Capital Program OPERATIONS


- A comprehensive report describing all currently proposed capital expenditures related to maintaining - if not improving - basic services and operations for all departments and operations for each of the next five years
 - Primarily proposed capital investment in operations vehicles , equipment, computers, furniture, fixtures, etc.
 - Designed to provide staff with the opportunity to look beyond the standard 12-month governmental funding cycle; while also providing Council and the administration with information necessary to achieve effective long-term financial planning
 - Developed with full input of all staff and departments
-

2015 Five-Year Capital Program OPERATIONS

- While the *2015 5YRCP* will ultimately be considered for formal adoption by Council Resolution, its approval will not constitute an authorization of appropriations
 - To achieve maximum effectiveness, however, it is important that both Council and staff view the *5YRCP* as a “statement of clear intentions”, as it relates to both operations and funding
 - Divided into two areas: *Operations* and *Capital Projects*.
-

Distribution of GF-Operating Expenditures *(less transfers)*

- ✓ **57%** -- Personnel
- ✓ **12%** -- Debt Service
- ✓ **29%** -- Operating Costs, Supplies, Services, etc.
- ✓ **2%** -- Capital Outlay



FY2014-15 Annual Budget

2015 Five-Year Capital Program OPERATIONS

Total Projected Investment in Capital Projects
and Programs – FY15-16 through FY19-20

\$7,471,731

Total Projected Capital Spending
General Fund

\$6,524,231

Total Projected Capital Spending
Utility/Enterprise Funds

\$946,500

2015 Five-Year Capital Program

OPERATIONS FY2015-16 Highlights

GENERAL

\$1.43M TOTAL PROPOSED CAPITAL INVESTMENT

GENERAL FUND – \$1.042M (*\$170K reduction over current year*)

- o Routine computer/IT upgrades and replacement in accordance with 5-year lifecycle management
 - o No furniture, fixtures, or computers for Courthouse occupants for at least four years (Server for Commonwealth's Attorney)
 - o Continuing routine vehicle & equipment upgrades/replacement in accordance lifecycle management plan
 - o INFORMATION TECHNOLOGY – Continuing upgrade of computer system servers for entire city-wide network
-

2015 Five-Year Capital Program OPERATIONS

FY2015-16 Highlights

PUBLIC SAFETY

Police

- o Four (4) marked vehicles w/equipment package
- o Four (4) tasers with cameras
- o Computer/IT upgrades and replacement



Sheriff

- o One (1) marked vehicle w/equipment package
-

2015 Five-Year Capital Program OPERATIONS

FY2015-16 Highlights **PUBLIC SAFETY**

Fire/EMS

- o Station No. 1 Building Upgrades (*New*)
- o Cardiac monitor
- o Computer server
- o Routine upgrade/replacement of basic equipment
 - hose, turnout gear, streamlights
- o One (1) marked vehicle w/equipment package



2015 Five-Year Capital Program OPERATIONS

FY2015-16 Highlights

PUBLIC WORKS

- o One (1) pick-up truck for Traffic/Engineering
- o Backhoe
- o Chemical spreader (snow removal)
- o Computer/IT upgrades and replacement
- o Annual street resurfacing/rehabilitation

**Haywick Drive*

**Perthshire (Edinburgh South)*

**Ellerslie Avenue*

**Orkney Road*

**Germar Court*

**Red Fox Road*

**Stratford Drive*

**Huntington Road (partial reconstruction)*

Others to be determined by on-going analysis Others to be determined by on-going analysis



2015 Five-Year Capital Program OPERATIONS

FY2015-16 Highlights

RECREATION & PARKS

- o Mower
- o Aerator
- o Computer/IT upgrades and replacement
- o Shepherd Stadium



Shepherd Stadium

Restoration/Rehabilitation Plan

\$250,000 over five-year period

- New Scoreboard
- New/Refurbished Field Dugouts
- Chair Back Stadium Seating
- Upgraded Stadium Entrance/Gateway
- Upgraded Grandstand and Backstop Areas



Shepherd Stadium Restoration/Rehabilitation Plan FY2013-14

Scoreboard (\$34,000)



Upgrade of stadium scoreboard with a 24' x 8' x 8" LED scoreboard, relocated to right-center field; new scoreboard will provide updated technology and greatly improve visibility for both fans and players; existing scoreboard outdated and well past useful life

Public Address/Audio System (\$16,000)

Upgrade of stadium Public Address system; new audio system will provide updated technology; will greatly improve the experience for both fans and players; existing system is outdated and well past useful life

Shepherd Stadium Restoration/Rehabilitation Plan FY2014-15

Dugouts (\$50,000)

Upgrade and complete reconstruction of field dugouts, replacing original stadium dugouts with up-to-date contemporary facilities to include, ventilation, drainage, storage and protective fence; existing dugouts detract from and prevent utilization of stadium by many teams and events; existing dugouts outdated and well past useful life



Shepherd Stadium Restoration/Rehabilitation Plan FY2015-16

Stadium Improvements (\$55,000)

(1st year of two-year funding)

General upgrade and enhancement of stadium aesthetics & structural appearance; first phase will cover all grandstand and backstop block with $\frac{1}{4}$ " brick veneer and identify the main



entrance with two lit brick arches, signage, paved walk-way and landscaping; will greatly enhance stadium appearance and convert facility into an attraction for both residents and visitors to the city; existing stadium appearance outdated

2015 Five-Year Capital Program OPERATIONS

FY2015-16 Highlights

LIBRARY

- o Computer upgrades and replacement
- o Reupholster public seating

PLANNING

- o Computer upgrades and replacement



2015 Five-Year Capital Program OPERATIONS

FY2015-16 Highlights

Utility/Enterprise Funds

WATER

- o Utility Vehicle (shared)
- o Pick-up Truck

SEWER

- o Utility Vehicle (shared)
- o Vactor Supersucker (\$300k+)

STORMWATER

- o Utility Vehicle (shared)
-

2015 Five-Year Capital Program OPERATIONS

FY2015-16 Highlights

REVENUE/FUNDING

- General Fund Operating Revenues - \$435k
 - Grant Funds and Donations - \$98k
 - Unrestricted Fund Balance/Reserves - ?
 - Utility/Enterprise Funds - \$388k
-

2015 Five-Year Capital Program OPERATIONS

Continued Commitment to Capital Investments in City Operations and Services (2013-18)

- Over \$1.97M in Public Safety
- Over \$.325M in Parks, Library and Youth Services
- Over \$2.9M in Public Works & Street Improvements
- Nearly \$1M in Utility Services



2015 Five-Year Capital Program CAPITAL PROJECTS

**CITY OF COLONIAL HEIGHTS, VIRGINIA
2015 FIVE-YEAR CAPITAL IMPROVEMENT PROGRAM - CAPITAL PROJECTS**

Project: LAKEVIEW AVENUE MODERNIZATION

Budget:
\$3,468,870

Department:
Public Works

Funding Source:
Grant Funding
General Fund

Project Manager:
City Engineer



Project Description:

Traffic, safety, and mobility upgrade to Lakeview Avenue from Boulevard to Brijadan Lane; project improves a segment of important Gateway Street and will include the addition of one or more traffic lanes, sidewalks, storm drain system, street lighting, and other enhancements; will improve transportation, safety and mobility; will improve overall economic vitality and livability of neighboring properties

City Council Goal(s) Met:

•Continue development of the Dupuy Avenue and Lakeview Avenue modernization projects, moving forward with final planning and right-of-way acquisition while striving to minimize adverse impact on existing neighborhoods and property owners.

Budget	Year 1	Year 2	Year 3	Year 4	Year 5	Total
Land Acquisition/ROW	30,000					\$30,000
Design/Administration	320,000					\$320,000
Construction		1,425,000	1,425,000			\$2,850,000
Contingency	40,000	114,435	114,435			\$268,870
Total Project Cost	\$390,000	\$1,539,435	\$1,539,435	\$0	\$0	\$3,468,870
Annual Cost	FY2014-15	FY2015-16	FY2016-17	FY2017-18	FY2018-19	Total
Capital Outlay	390,000	1,539,435	1,539,435			\$3,468,870
						\$0
Total Expense	\$390,000	\$1,539,435	\$1,539,435	\$0	\$0	\$3,468,870

Funding Source(s)	FY2014-15	FY2015-16	FY2016-17	FY2017-18	FY2018-19	Total
General Fund	40,830					\$40,830
Grant Funding/Other	349,170	1,539,435	1,539,435			\$3,428,040
Total Revenue	\$390,000	\$1,539,435	\$1,539,435	\$0	\$0	\$3,468,870

2015 5yrp Completed Projects

PAGE	PROJECT	RANK	DEPT	TOTAL	-----FUNDING-----		
				PROJECT COST	General Fund	Enterprise Fund	Grant/Other
<u>2014 5YRCP Completed Projects</u>							
4	Appomattox River Greenway-Phase 3	1	PLG	457,848	102,234	-	355,614
5	Blvd Modernization-Westover to Windsor	2	PW-Streets	1,774,683	100,000	-	1,674,683
6	Blvd Modernization-Windsor to Pickwick	3	PW-Streets	2,817,138	145,500	-	2,671,638
7	Boulevard-Dupuy Modernization	4	PW-Streets	6,718,566	668,000	-	6,050,566
8	Temple/Dimmock Intersection	5	PW	503,000	120,000	-	383,000
9	Temple Ave. Right Turn Lane	6	PW	450,000	4,500	-	445,500
10	White Sands Court Pavement Repair	7	PW-Streets	166,000	83,000	-	83,000
Subtotal - 2014-15 Completed Projects				\$ 12,887,235	\$ 1,223,234	\$ -	\$ 11,664,001

2015 Five-Year Capital Program - CAPITAL PROJECTS

Currently Active/Funded Projects

			TOTAL	-----FUNDING-----		
PROJECT	RANK	DEPT	PROJECT COST	General Fund	Enterprise Fund	Grant/Other
<u>Active/Funded</u>						
11 SRS - North Elementary Phase 1	8	PW-Streets	250,092	-	-	250,092
12 SRS - North Elementary Phase 2	9	PW-Streets	496,500	-	-	496,500
13 SRS - CH Middle School	10	PW-Streets	221,265	-	-	221,265
14 Dupuy Ave Modernization	11	PW-Streets	4,083,240	40,830	-	4,042,410
15 Lakeview Ave. Modernization	12	PW-Streets	3,468,870	34,690	-	3,434,180
16 Temple Signal Coordination	13	PW	495,000	4,500	-	490,500
17 Holly Ave/Yorkshire Rd. Reconstruction	14	PW-Streets	502,282	251,141	-	251,141
18 Gov't Center- Blvd Revitalization-Phase 2	15	PLG	586,000	118,000	-	468,000
19 Branders Bridge Right Turn Lane	16	PW	245,000	2,450	-	242,550
20 Boulevard Left Turn Lane at Temple	17	PW	1,320,940	13,210	-	1,307,730
21 Appomattox River Greenway-Phase 4	18	Parks	362,000	73,000	-	289,000
22 Blvd-Dup Water & Sewer Relocation	19	PW-Utility	995,000	995,000	-	-
23 Lakeview Water & Sewer Relocation	20	PW-Utility	225,500	225,500	-	-
24 Dupuy Water & Sewer Relocation	21	PW-Utility	300,000	300,000	-	-
25 Bruce Ave Drainage-Phase III	22	Stormwater	1,921,000	1,921,000	-	-
26 Bruce Ave Drainage-Phase IV	23	Stormwater	1,969,000	1,614,200	354,800	-
27 Bridge Preservation	24	PW-Streets	700,000	-	-	700,000
Subtotal - Active/Funded Projects			\$ 18,141,689	\$ 5,593,521	\$ 354,800	\$ 12,193,368

2015 Five-Year Capital Program - CAPITAL PROJECTS

Unfunded Projects

General Fund

General Fund

PAGE	PROJECT	RANK	DEPT	TOTAL PROJECT COST	-----FUNDING-----		
					General Fund	Enterprise Fund	Grant/Other
Public Works Street Maintenance/Construction							
28	Hamilton Ave Widening	1	PW-Streets	643,000	643,000	-	-
29	Lynchburg Ave Reconstruction	2	PW-Streets	850,000	850,000	-	-
30	Greenwood Ave Reconstruction	3	PW-Streets	300,000	300,000	-	-
31	Charlotte Ave Reconstruction	4	PW-Streets	613,000	613,000	-	-
32	Archer Ave Reconstruction	5	PW-Streets	1,939,000	1,939,000	-	-
33	Boulevard Streetscape Program	6	PW-Streets	500,000	500,000	-	-
34	Conduit Road Rehabilitation	7	PW-Streets	500,500	500,500	-	-
Subtotal - Street Maintenance/Construction				\$ 5,345,500	\$ 5,345,500	\$ -	\$ -

Recreation and Parks

35	Whitebank Park Renovations	1	Parks	300,000	300,000	-	-
36	Flora Hill Park - Phase 2	2	Parks	30,000	30,000	-	-
37	Ft. Clifton Park Renovations	3	Parks	50,000	50,000	-	-
38	Edinborough Park Renovation	4	Parks	60,000	60,000	-	-
39	CH Tennis Court Renovation	5	Parks	150,000	150,000	-	-
40	Floral Ave Park Renovations	6	Parks	60,000	60,000	-	-
41	Playground/Fields at Shepherd	7	Parks	395,000	395,000	-	-
42	Appamatuck Park	8	Parks	100,000	100,000	-	-
43	Tussing Field Renovations	9	Parks	300,000	300,000	-	-
44	Lakeview School Field	10	Parks	260,000	260,000	-	-
45	Lakeview Park Renovations	11	Parks	150,000	150,000	-	-
46	Roslyn Park-Northern Trailhead	12	Parks	161,000	161,000	-	-
47	Dunlop Farms Park	13	Parks	200,000	200,000	-	-
Subtotal - Recreation and Parks				\$ 2,216,000	\$ 2,216,000	\$ -	\$ -

2015 Five-Year Capital Program - CAPITAL PROJECTS

Unfunded Projects

			TOTAL	-----FUNDING-----		
PROJECT	RANK	DEPT	PROJECT COST	General Fund	Enterprise Fund	Grant/Other
Other						
48 Public Safety Radio System	1	Commun	7,000,000	7,000,000	-	-
49 Destination Signs	2	B&G	130,000	130,000	-	-
50 Methane Extraction System Rehab	3	Solid Waste	75,000	75,000	-	-
51 Monitoring Well - North Landfill	4	Solid Waste	110,000	110,000	-	-
52 Public Works Operations Center	5	Public Works	1,260,000	1,260,000	-	-
53 Computer Aided Dispatch	6	Commun	1,000,000	1,000,000	-	-
54 CHFD Station No. 1 Renovation	7	Fire/EMS	700,000	700,000	-	-
55 CHFD Station No. 2 Renovation	8	Fire/EMS	750,000	750,000	-	-
Subtotal - Other			\$ 11,025,000	\$ 11,025,000	\$ -	\$ -
Projects Requiring External Funding						
56 Temple Avenue Widening	1	PW-Streets	7,540,000	1,508,000	-	6,032,000
57 I-95/Southpark Interchange	2	PW-Streets	10,000,000	2,000,000	-	8,000,000
58 CHHS Tennis Court Replacement	3	Parks	175,000	87,500	-	87,500
59 Athletic Field Complex-Phase 1	4	Parks	1,450,000	725,000	-	725,000
60 Athletic Field Complex-Phase 2	5	Parks	1,500,000	750,000	-	750,000
61 Athletic Field Complex-Phase 3	6	Parks	2,700,000	1,350,000	-	1,350,000
62 CHHS-Football Stadium	7	Parks	1,500,000	750,000	-	750,000
Subtotal - Projects Requiring External Funding			\$ 24,865,000	\$ 7,170,500	\$ -	\$ 17,694,500
Total 2015 Unfunded General Fund Projects			\$ 43,451,500	\$ 25,757,000	\$ -	\$ 17,694,500

2015 Five-Year Capital Program - CAPITAL PROJECTS

Unfunded Projects

<u>PROJECT</u>	<u>RANK</u>	<u>DEPT</u>	<u>TOTAL</u> <u>PROJECT COST</u>	<u>-----FUNDING-----</u>		
				<u>General Fund</u>	<u>Enterprise Fund</u>	<u>Grant/Other</u>
<u><i>Stormwater Fund</i></u>						
35 Nantucket Court Stormwater Outfall	1	Stormwater	206,000	-	206,000	-
36 Hemlock Ave Stormwater Outfall	2	Stormwater	61,000	-	61,000	-
37 Lexington Drive Outfall	3	Stormwater	145,000	-	145,000	-
38 Yacht Basin Drive Outfall	4	Stormwater	325,000	-	325,000	-
39 Breezy Hill Stormwater Outfall	5	Stormwater	193,000	-	193,000	-
40 Piedmont Storm Sewer	6	Stormwater	252,000	-	252,000	-
41 Driftwood Ave Drainage Outfall	7	Stormwater	134,400	-	134,400	-
42 Snead Avenue Drainage	8	Stormwater	190,000	-	190,000	-
43 Ridge Road Culvert Design	9	Stormwater	60,200	-	60,200	-
44 Wildwood Ave. Drainage Outfall	10	Stormwater	100,800	-	100,800	-
45 MacArthur Channel Improvements	11	Stormwater	87,600	-	87,600	-
46 Chesterfield Channel Improvements	12	Stormwater	300,000	-	300,000	-
47 Brookedge/Spring Drive Improvements	13	Stormwater	157,900	-	157,900	-
<i>Total Unfunded Stormwater Projects</i>			\$ 2,212,900	\$ -	\$ 2,212,900	\$ -

2015 Five-Year Capital Program - CAPITAL PROJECTS

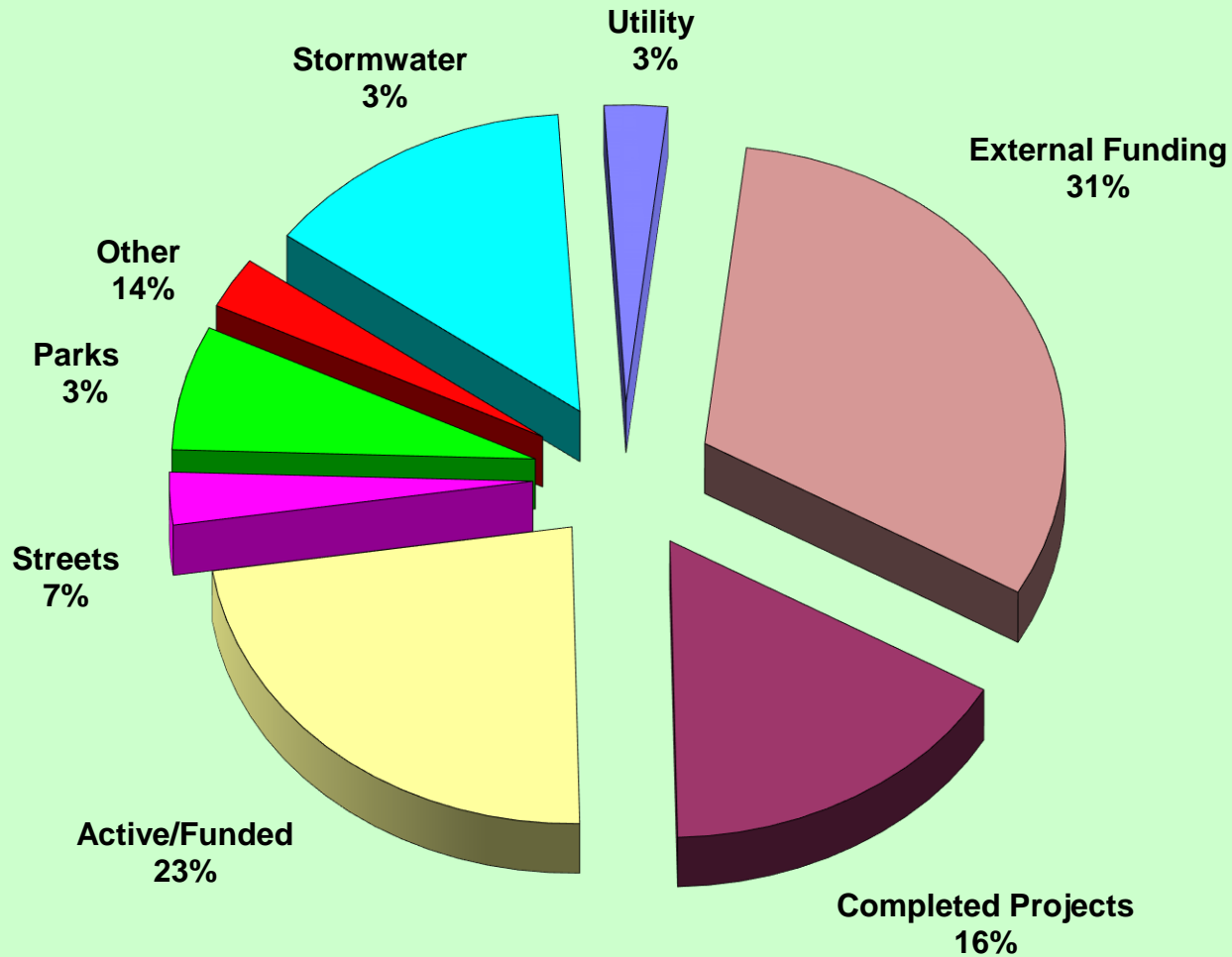
2015 Five-Year Capital Program

CAPITAL PROJECTS

**Total Capital Projects
Needs/Investment
Identified for
FY15-16 through FY19-20
\$78,943,324**

City of Colonial Heights - 2015 5yr cp - Capital Projects

TOTAL FUNDING



2015 Five-Year Capital Program CAPITAL PROJECTS

**Total Completed/Active/Funded
Projects**

\$31,028,924

\$6,816,755 – General Fund

\$23,857,369 – External Funds

2015 Five-Year Capital Program

CAPITAL PROJECTS

General Fund
- UnFunded Projects

\$43,451,500

\$5,345,500 – Streets

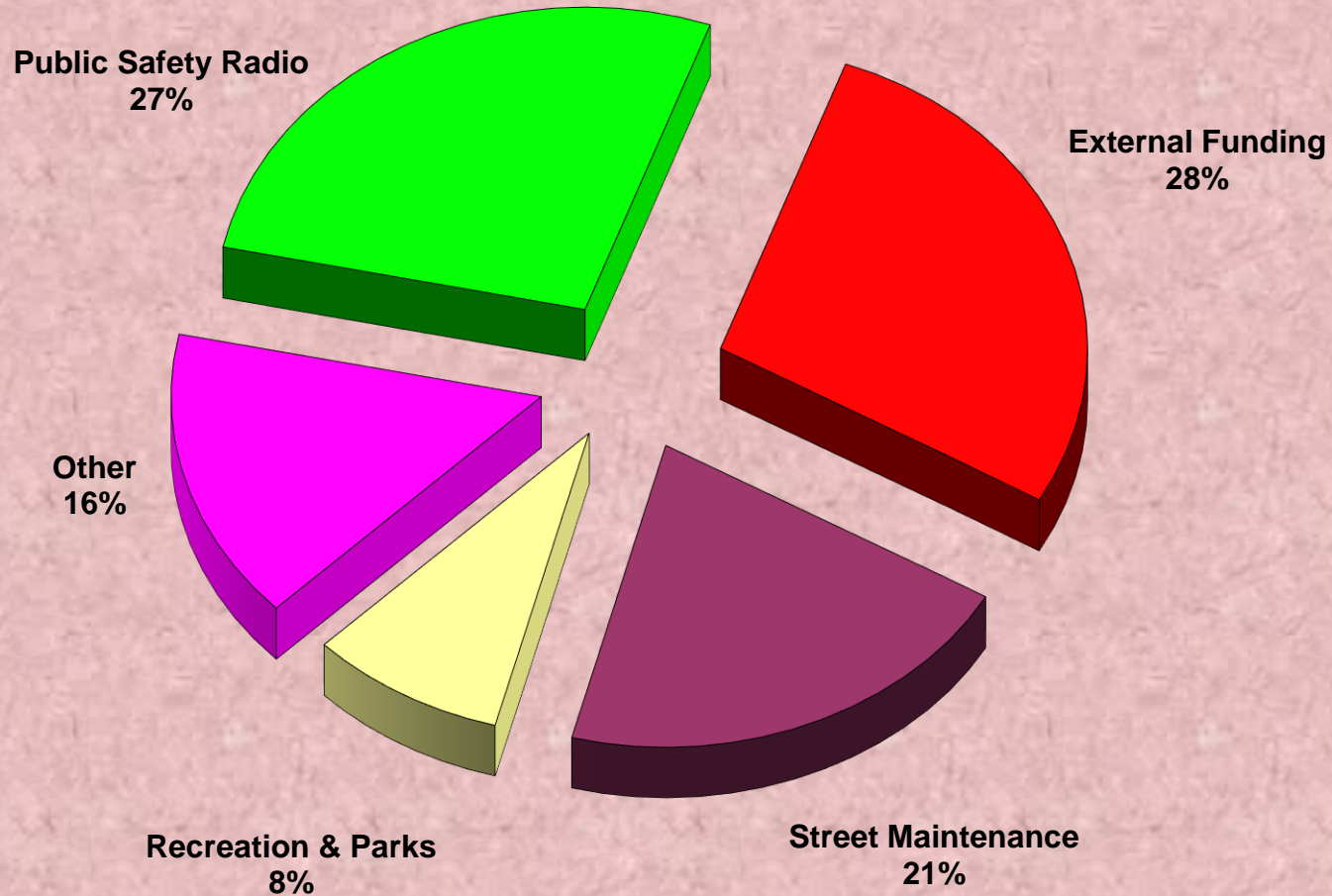
\$2,216,000 – Parks

\$11,025,000 – Other

\$24,865,000 – External Funded

City of Colonial Heights - 2015 5yr cp - Capital Projects

UNFUNDED – GENERAL FUND



2015 Five-Year Capital Program

CAPITAL PROJECTS

Total Stormwater Projects


\$2,212,900

Total Utility Projects

\$2,250,000

Colonial Heights City Council Special Meeting

April 28, 2015




5. Reading of Manner Addressing Council

ANY MEMBER OF THE PUBLIC ADDRESSING THE COUNCIL SHALL APPROACH THE LECTERN, GIVE HIS NAME AND ADDRESS IN AN AUDIBLE TONE OF VOICE FOR THE RECORD, AND ADDRESS THE COUNCIL AS A BODY RATHER THAN SPEAK TO ANY MEMBER. UNLESS FURTHER TIME IS GRANTED BY COUNCIL, ANY MEMBER OF THE PUBLIC SHALL ADDRESS THE COUNCIL FOR A MAXIMUM OF FIVE (5) MINUTES, REGARDLESS OF THE NUMBER OF ISSUES HE DESIRES TO DISCUSS. PROVIDED HOWEVER, THAT THE MAIN PROPONENT OF ANY APPLICATION, PETITION, OR PLAN THAT IS THE SUBJECT OF A PUBLIC HEARING SHALL BE ALLOWED TO ADDRESS THE COUNCIL INITIALLY FOR A MAXIMUM OF TEN (10) MINUTES AND LATER IN REBUTTAL FOR A MAXIMUM OF THREE (3) MINUTES.

Colonial Heights City Council Special Meeting

April 28, 2015




6. Advertised Public Hearings

- A. AN ORDINANCE NO 15-FIN-3 (First Reading) Adopting the General Fund Budget for the fiscal year beginning July 1, 2015, and ending June 30, 2016, and appropriating the estimated revenues for the year for the objects and purposes stated herein.***

Colonial Heights City Council Special Meeting

April 28, 2015




6. Advertised Public Hearings

B. AN ORDINANCE NO 15-FIN-4 (First Reading) Appropriating and providing funds for financing the City of Colonial Heights Public School Budget for the fiscal year beginning July 1, 2015 and ending June 30, 2016 and approving such budget.

Colonial Heights City Council Special Meeting

April 28, 2015




6. Advertised Public Hearings

- C. ***AN ORDINANCE NO 15-FIN-5 (First Reading) Adopting the Recreation Activity Fund Budget for the fiscal year beginning July 1, 2015, and ending June 30, 2016, and appropriating the estimated revenues for the year for the principal purposes stated.***

Colonial Heights City Council Special Meeting


April 28, 2015



6. Advertised Public Hearings

D. AN ORDINANCE NO 15-FIN-6 (First Reading) Adopting the Water and Sewer Fund Budget for the fiscal year beginning July 1, 2015, and ending June 30, 2016, and appropriating the estimated revenues for the year for the operating expenses stated.

Colonial Heights City Council Special Meeting April 28, 2015




6. Advertised Public Hearings

E. AN ORDINANCE NO 15-FIN-7 (First Reading) Adopting the Storm Water Fund Budget for the fiscal year beginning July 1, 2015, and ending June 30, 2016, and appropriating the estimated revenues for the year for the principal purposes stated

Colonial Heights City Council Special Meeting

April 28, 2015




6. Advertised Public Hearings

- F. AN ORDINANCE NO 15-7 (First Reading)
Providing for a levy on all real estate located in the City not exempt from taxation to be fixed at \$1.14 for the tax year commencing January 1, 2015, and ending December 31, 2015; and providing for a levy on all real estate located in the City not exempt from taxation to be fixed at \$1.14 for the tax year commencing January 1, 2016, and ending December 31, 2016, for general municipal purposes.***

Colonial Heights City Council Special Meeting

April 28, 2015




6. Advertised Public Hearings

- G. *AN ORDINANCE NO 15-8 (First Reading)***
Providing for a tax levy on all tangible personal property not either exempt from taxation or otherwise taxed, for the tax year ending December 31, 2015; and for the tax year commencing January 1, 2016, and ending December 31, 2016; for general municipal purposes.

Colonial Heights City Council Special Meeting

April 28, 2015




6. Advertised Public Hearings

***H. AN ORDINANCE NO 15-9 (First Reading)
Providing for a tax levy on motor vehicles
owned by members of a volunteer rescue
squad or volunteer fire department, and
persons appointed to serve as auxiliary
police officers for the tax year ending
December 31, 2015; and for the tax year
commencing January 1, 2016, and
ending December 31, 2016, for general
municipal purposes.***

Colonial Heights City Council Special Meeting


April 28, 2015



6. Advertised Public Hearings

- I. ***AN ORDINANCE NO 15-10 (First Reading)***
Reaffirming Ordinance No. 12-7, which provided for a personal property levy of one dollar on each motor vehicle which is specifically equipped to provide transportation for physically handicapped individuals for the tax year commencing January 1, 2015, and ending December 31, 2015; & providing for such levy on motor vehicles which are specifically equipped to provide transportation for physically handicapped individuals for the tax year commencing January 1, 2016, and ending December 31, 2016, for general municipal purposes.

Colonial Heights City Council Special Meeting April 28, 2015




6. Advertised Public Hearings

***J. AN ORDINANCE NO 15-11 (First Reading)
Establishing a tax rate pursuant to
Chapter 35.1 of Title 58.1 of the Code of
Virginia (“Personal Property Tax Relief”)
on all qualifying vehicles under the
Chapter.***

Colonial Heights City Council Special Meeting


April 28, 2015



6. Advertised Public Hearings

- K. AN ORDINANCE NO 15-12 (First Reading)***
Providing for a tax levy on machinery and tools, tangible personal property used in a research and development business, certain energy generating equipment, personal property used in manufacturing, testing or operating satellites, and motor vehicles, trailers and semitrailers with a gross weight of 10,000 pounds or more used to transport property for hire by a motor carrier engaged in interstate commerce, for the tax year ending December 31, 2015; and for the tax year commencing January 1, 2016, and ending December 31, 2016; for general municipal purposes.

Colonial Heights City Council Special Meeting April 28, 2015




6. Advertised Public Hearings

***L. AN ORDINANCE NO 15-13 (First Reading)
To amend and reordain § 238-8 of
Chapter 238, Sewers and Sewage
Disposal, of the Colonial Heights City
Code, to increase charges for sewer
service.***

Colonial Heights City Council Special Meeting


April 28, 2015



6. Advertised Public Hearings

M. AN ORDINANCE NO 15-14 (First Reading)
To amend and reordain § 277-9 of
Chapter 277, Water, of the Colonial
Heights City Code, to increase charges
for water service.

Colonial Heights City Council Special Meeting April 28, 2015




6. Advertised Public Hearings

***N. AN ORDINANCE NO 15-15 (First Reading)
To o amend and reordain § 244-13 of
Chapter 244, Solid Waste, of the
Colonial Heights City Code, to decrease
the fees the City charges residential
and commercial establishments for
solid waste collection and disposal or
recycling.***

Colonial Heights City Council Special Meeting

April 28, 2015




7. Introduction and Consideration of Ordinances and Resolutions

- A. A RESOLUTION NO. 15-17 Approving
and Adopting the City of Colonial
Heights 2015 Five-Year Capital
Improvement Program for Operations
and Capital Projects***

Colonial Heights City Council Special Meeting

April 28, 2015



8. Adjournment